

HOTEL DEL CORONADO® FITNESS MEMBERS AREA RENOVATION

1500 Orange Avenue, Coronado, CA 92118



González Architects
Hospitality


GONZÁLEZ ARCHITECTS
14 NE 1st Avenue, Suite 507
Miami, FL 33132
305.455.4216

Mechanical/Electrical/Plumbing Engineer
tk1sc Collaborative
4755 Eastgate Mall, Suite 150
San Diego, CA 92121
619.362.6800

Permit Set 9-17-2021
Rev. 1 - Owner Revisions 01-05-2022


ACTACOUSTIC CEILING TILE			EQEQUIPMENT			ININCH			PLMBPLUMBING		
AFFABOVE FINISHED FLR.			EXPANSION			INSULINSULATION			PLYWPLYWOOD		
ALALUMINUM			EXISTEXISTING			INTINTERIOR			PSIPOUNDS/SQUARE INCH		
BSMTBASEMENT			EXTEXTERIOR			JANJANITOR			PSFPOUNDS/SQUARE FEET		
BLKGBLOCKING			FTFEET			JTJOINT			PLPROPERTY LINE		
BLDGBUILDING			FLFLASHING			JSTJOIST			REFREFRIGERATOR		
CABCABINET			FLOOR			KPICK PLATE			REQDREQUIRED		
CPTCARPET			FD FLOOR DRAIN			LAVLAVATORY			REVREVISION		
CLGCEILING			FLUORFLUORESCENT			LGLENGTH			RMRROOM		
CEMCEMENT			FTGFOOTING			LTLIGHT			SECTSECTION		
CLCENTER LINE			FNDFOUNDATION			MATLMATERIAL			SHTSHEET		
CTCERAMIC TILE			FRFRAME			MFRMANUFACTURER			SIMSIMILAR		
CLRCLEAR			GALVGALVANIZED			MECHMECHANICAL			SPEC SPECIFICATION		
COLCOLUMN			GCGENERAL CONTRACTOR			MTLMETAL			SQSQUARE		
CONFCONFERENCE			GLGLASS			MEZZMEZZANINE			STDSTANDARD		
CONCCONCRETE			GRGROUND, GRADE			MINMINIMUM			SSSTAINLESS STEEL		
CONSTCONSTRUCTION			GFIGROUND FAULT INTERRUPT			MTDMOUNTED			STRUCSTRUCTURE		
CJCONTROL JOINT			GYPGYPSUM			NOMNOMINAL			SVSMOKE VENT		
CONTCONTINUOUS			GWBGYPSUM WALL BOARD			NICNOT IN CONTRACT			TYP TYPICAL		
CMUCONCRETE MASONRY UNIT			HCHANDICAP			NTSNOT TO SCALE			UONUNLESS OTHERWISE NOTED		
DIADIAMETER			HDWRHARDWARE			OC ON CENTER			VIFVERIFY IN FIELD		
DIMDIMENSION			HDWDHARDWOOD			OA OVERALL			VESTVESTIBULE		
DISPDISPENSER			HTRHEATER			OFD OVERFLOW DRAIN			VCTVINYL COMP. TILE		
DWGDRAWING			HTHEIGHT			PRPAIR			WCWATER CLOSET		
EWC ELECTRIC WATER COOLER			HMHOLLOW METAL			PTDPAINTED			WHWATER HEATER		
ELEV ELEVATION			HBHOSE BIBB			PNLPANEL			WOWITHOUT		
			HWHOT WATER			PNLPLASTIC LAMINATE			WBWOOD BLOCKING		
						WDWOOD					

1 Abbreviations				
ROOM XXX	ROOM NAME	DOUBLE USB JACK	PULL STATION	ALUMINUM
X/XXX.X	ELEVATION TARGET	DOORBELL BUTTON	FIRE STROBE	STEEL
XX	DOOR NUMBER TAG	EXHAUST	SMOKE DETECTOR	GENERIC HATCH
◇	PARTITION TYPE TAG	SWITCH	WALL MNT. SMOKE DETECTOR	PLYWOOD
X AX.X	DETAIL TARGET	THERMOSTAT	FIRE SPRINKLER	ACOUSTICAL TILE
X/XXX.X	SECTION TARGET	J-BOX	WALL MNT. FIRE SPRINKLER	BATT INSULATION
—(X)	GRID LINE	ACCESS PANNEL	EXIT	RIGID INSULATION
LOCATION ELEVATION	DATUM/ HT. AFF	OUTLET	LIGHTED MIRROR	GYPSUM BD. (LARGE SCALE)
X	WINDOW NUMBER TAG	QUAD. OUTLET	EARTH	SEALANT BACKER ROD
X	DOOR NUMBER TAG	HUB	GRANULAR FILL	FIBROUS FIRE SAFING
⬆	DIRECTIONAL DOWNLIGHT	TELEVISION	CONCRETE	CERAMIC TILE
DND	DO NOT DISTURB	PLATE	BRICK	GRANITE
⬆	WATERPROOF RECESSED CAN	EXISTING SCONCE	CMU	WOOD FRAMING
2	DOUBLE PHONE JACK	NEW SCONCE	STONE (OUT OR CAST)	FINISH WOOD
		LIGHT FIXTURE		SHIMS/BLOCKING

2 General Symbols Legend	
	

3 Vicinity Map	
------------------	--


4 Codes and Building Data	
The project scope entails the renovation of the Hotel Del Fitness Center- Member's Locker Rooms and adjacent Spin Bike Storage Room. The work being done will include but is not limited to: the reconfiguration of Women's Locker Room and Locker Room entrance to create a space that will be used for spin bike storage, updating restroom toilet compartments and showers for accessibility compliance, Replacement of all floor finishes and wall finishes as indicated in drawings, and the removal and replacement of all furniture, fixtures, and equipment throughout the area of scope.	

5 Project Scope	
	

6 Key Map	
-------------	--

7 Index	
-----------	--

PERMIT SET- ISSUED FOR CONSTRUCTION



Hotel Del Coronado

Fitness Members Area Renovation

1500 Orange Avenue
Coronado, CA 92118



González Architects Hospitality

Mechanical/Electrical/Plumbing Engineer
tk1sc Collaborative
4755 Eastgate Mall, Suite 150
San Diego, CA 92121
858.362.6800



Registration Seal
C-32509
Address
14 NE 1st Avenue, Suite 507
Miami, FL 33132
T+1 (305) 455 4216

Issued/Revised		
No.	Date	Description
1	09-17-21	Permit Set
2	01-05-22	Owner Revisions

Drawing Title

Sheet Index and Project Data

Scale
Date
Drawn By
Project No.
Drawing No.

As Noted
09-17-2021
19022

T1.01




González Architects
Hospitality

Mechanical/Electrical/Plumbing Engineer
tk1sc Collaborative
4755 Eastgate Mall, Suite150
San Diego, CA 92121
858.362.6800



Registration Seal
C-32509

Address
14 NE 1st Avenue, Suite 500
Miami, FL 33132
T +1 (305) 455 4211

Issued/Revised		
No	Date	Description
	09-17-21	Permit Set
	01-05-22	Owner Revisions

Drawing Title

Sheet Index
Continued

Scale	As Noted
Date	09-17-20
Drawn By	
Project No.	1902
Drawing No.	

T1.01c

[illegible]

General Notes

1. THESE DOCUMENTS INDICATE THE DESIGN INTENT OF THE CONSTRUCTION PROJECT IN ORDER TO ESTABLISH STANDARDS FOR QUALITY AND/OR PERFORMANCE.

2. THE CONTRACTOR SHALL INVESTIGATE THE JOBSITE AND COMPARE THE C.D.S WITH THE EXIST. CONDITIONS. THE CONTRACTOR SHALL INCLUDE IN HIS COST WORK DESCRIBED IN THE C.D.S AND THAT IS REQUIRED OR REASONABLY IMPLIED TO ACHIEVE THE DESIGN INTENT OF THE CONTRACT DOCUMENTS. THE CONTRACTOR SHALL NOTIFY THE ARCHITECT OF ANY CONFLICTS BETWEEN EXISTING CONDITIONS AND THE NEW WORK. OF ANY OMISSIONS OR CONFLICTS IN THE DRAWINGS AND ANY RESTRICTIONS RELATED TO THE EXECUTION OF THE WORK INCLUDING THE COORDINATION WITH STRUCTURAL AND MEP RELATED WORK.

3. THE CONTRACTOR SHALL BE REQUIRED TO PROVIDE A COMPLETE JOB IN EVERY RESPECT THAT ALLOWS FOR THE FULL USE OF THE COMPLETED FACILITY AND CONSISTENT WITH THE DESIGN INTENT OF THE C. D. S. THIS SHALL INCLUDE, BUT NOT BE LIMITED TO, COMPLETE UTILITY CONNECTIONS FOR WATER, SEWER, RAIN WATER LEADERS, DRAINS, POWER (WITH TRANSFORMING TO ACHIEVE APPROPRIATE AND NECESSARY VOLTS AND AMPS), GROUNDS, NATURAL OR LP GAS,VENTS, VENTILATION, SMOKE EVACUATION, AND BLOCKING, BRIDGING, STRUCTURAL SUPPORTS, ETC. TO ALLOW FOR THE COMPLETE AND WORKING OF NOTED OR INFERRED EQUIPT.

4. REASONABLY INFERRED CONDITIONS NOT OTHERWISE INDICATED IN THESE CONSTRUCTION DOCUMENTS SHALL BE INTERPRETTED AS HAVING THE SAME MEANING AS THOSE MOST SIMILARLY DETAILED AND MORE FULLY DEFINED ELSEWHERE WITHIN THESE DOCUMENTS. CONTRACTOR IS TO NOTIFY THE ARCHITECT IF CLARIFICATIONS ARE REQUIRED. CONTRACTOR SHALL BE LIABLE IF INAPPROPRIATE INTERPRETATIONS CONFLICT WITH OTHER ELEMENTS OF THE WORK.

5. THE CONTRACTOR SHALL FIELD VERIFY CONDITIONS AND DIMENSIONS INDICATED WITH THE CONTRACT DOCUMENTS AND SHALL NOTIFY THE ARCHITECT OF ANY VARIATION PRIOR TO THE PURCHASING OF MATERIALS. FABRICATION OR CONSTRUCTION. CONTRACTOR SHALL BE LIABLE FOR RESTOCKING CHARGES, REPLACEMENT COSTS AND FOR DELAYS IF HE FAILS TO COMPLY WITH THIS PROVISION.

6. THE CONTRACTOR, UPON AWARDING CONTRACTS TO SUBCONTRACTORS, SHALL SUBMIT TO THE ARCHITECT AND THE OWNER A LIST OF ITEMS AND THEIR DELIVERY SCHEDULES. THE CONTRACTOR, PRIOR TO ORDERING AN ITEM, SHALL BE RESPONSIBLE FOR NOTIFYING THE ARCHITECT AND OWNER OF ANY ITEM WHICH MAY CAUSE THE PROJECT TO BE DELAYED BECAUSE OF LONG LEAD TIME IN OBTAINING.

7. THE CONTRACTOR SHALL BE RESPONSIBLE FOR ACHIEVING SUBSTANTIAL COMPLETION REGARDLESS OF DELIVERY DATES FOR MATERIALS AND EQUIP.

8. THE ARCHITECT HAS NOT CONDUCTED NOR INTENDS TO CONDUCT ANY INVESTIGATION AS TO THE PRESENCE OF HAZARDOUS MATERIALS, INCLUDING ASBESTOS, WITHIN THE CONFINES OF THIS PROJECT. THE ARCHITECT ACCEPTS NO RESPONSIBILITY FOR THE IDENTIFICATION, THE REMOVAL OR ANY EFFECTS FROM THE PRESENCE OF THESE MATERIALS.

9. THE CONTRACTOR SHALL ISSUE COMPLETE SETS OF C. D.S TO EACH OF THE SUB- CONTRACTORS FOR COORDINATION OF THEIR WORK AND DESCRIPTION OF SCOPE.

10. THE CONTRACTOR SHALL APPLY FOR, OBTAIN AND PAY FOR PERMITS, FEES, INSPECTIONS AND APPROVALS BY LOCAL AUTHORITIES HAVING JURISDICTION OVER THE PROJECT. CONTRACTOR IS TO PROVIDE COPIES OF TRANSACTIONS TO OWNER. NOTIFY ARCHITECT OF ANY VARIANCE WITH CODES IN FORCE. CONTRACTOR SHALL BE RESPONSIBLE FOR COMPLIANCE WITH THE REGULATIONS OF ANY AND PUBLIC AUTHORITIES (FEDERAL, STATE, AND LOCAL) HAVING AUTHORITY OVER THE PROJECT.

11. PROVIDE AND PAY FOR ANY AND MATERIALS, LABOR, EQUIPMENT, TOOLS, CONSTRUCTION EQUIPMENT, WAREHOUSING, TRANSPORTATION AND DELIVERY COSTS, HOISTING, REMOVAL OF TRASH AND DEBRIS, AND OTHER FACILITIES AND SERVICES NECESSARY FOR THE EXECUTION AND COMPLETION OF THE WORK.

12. WORK SHALL BE PERFORMED BY THE GENERAL CONTRACTOR UNLESS OTHERWISE NOTED. REFERENCES TO THE CONTRACTOR SHALL INCLUDE THE GENERAL CONTRACTOR AND THE SUB-CONTRACTORS.

13. THE CONTRACTOR SHALL BE SOLELY RESPONSIBLE FOR, AND HAVE CONTROL OVER, CONSTRUCTION MEANS, TECHNIQUES, SEQUENCES AND PROCEDURES AND FOR COORDINATING PORTIONS OF THE WORK REQUIRED BY THE CONTRACT DOCUMENTS.

14. THE ARCHITECT AND OWNER SHALL NOT BE RESPONSIBLE FOR THE ERRORS OMISSIONS OR DELAYS RESULTING FROM THE CONTRACTOR'S PERFORMANCE.

15. THE CONTRACTOR SHALL BE RESPONSIBLE FOR ACTS AND OMISSIONS OF THE CONTRACTOR'S EMPLOYEES, SUB-CONTRACTORS AND THEIR AGENTS AND EMPLOYEES, AND ANY OTHER PERSONS PERFORMING ANY OF THE WORK UNDER A CONTRACT WITH THE CONTRACTOR.

16. OTHER CONTRACTORS AND THEIR SUB-CONTRACTORS MAY BE WORKING ON THE PREMISES SIMULTANEOUS WITH THE DURATION OF THIS CONTRACT. NO ACTION SHALL BE TAKEN ON THE PART OF THIS CONTRACTOR OR ANY SUBCONTRACTOR TO IMPEDE THE ACCESS OR OPERATION OF ANY OTHER CONTRACTOR ON THE PREMISES, EITHER UNION OR NON-UNION.

17. WORK SHALL BE DONE DURING NORMAL WORKING HOURS. CONTRACTOR SHALL SCHEDULE & PERFORM WORK SO AS NOT TO UNREASONABLY DISTURB ANY TENANT ON PROPERTY & SHALL BE RESPONSIBLE FOR OVERTIME COSTS INCURRED THEREBY.

18. THE CONTRACTOR SHALL COORDINATE AND WORK WITH BUILDING OWNER REGARDING HEAT, WATER, ELECTRICITY, DELIVERIES, ACCESS, STAGING, NOISE CONTROL, TRASH AND DEBRIS REMOVAL, HOISTING, AND ANY OTHER UTILITIES OR OWNER'S RULES AND REGULATIONS CONCERNING THE PROJECT SITE. CONTRACTOR SHALL COORDINATE USE OF RESTROOM FACILITIES FOR HIS EMPLOYEES WITH THE OWNER.

19. THE CONTRACTOR WILL PROCURE MATERIALS TO NOT DELAY COMPLETION. THE CONTRACTOR WILL NOTIFY ARCHITECT IN 5 DAYS OF EXECUTION OF CONTRACT OF ANY MATERIAL DELIVERY THAT WILL DELAY COMPLETION OF CONTRACT.

20. COORDINATE SCHEDULING, PROVISIONS FOR INSTALLATION, LOCATIONS AND INSTALLATION OF ITEMS FURNISHED BY THE OWNER AND BY OTHERS, FOR THE PURPOSES OF THIS CONTRACT, THE FOLLOWING DEFINITIONS APPLY: OF-OI = OWNER FURNISHED-OWNER INSTALLED OF-CI = OWNER FURNISHED-CONTRACTOR INSTALLED CF-CI = CONTRACTOR FURNISHED-CONTRACTOR INSTALLED CF-OI = CONTRACTOR FURNISHED-OWNER INSTALLED

21. THE CONTRACTOR SHALL COORDINATE AND WORK WITH TRADES ON THE PROJECT NOT UNDER CONTRACT TO THE CONTRACTOR (I.E. TELEPHONE, DATA LINES, FIRE ALARM, ETC.). ANY CHANGES OR DELAYS ARISING FROM CONFLICTS BETWEEN SUCH TRADES SHALL BE THE RESPONSIBILITY OF THE CONTRACTOR AT NO ADDITIONAL EXPENSE TO THE OWNER.

22. U.O.N. WHEN DRAWINGS ARE IN CONFLICT, ENLARGED PLANS AND DETAILS GOVERN. HOWEVER, THE ARCHITECT SHALL MAKE THE FINAL DETERMINATION IN THESE MATTERS.

23. SUBMIT FOR ARCHITECT'S REVIEW ABOVE BUILDING STANDARD SAMPLES AND LITERATURE. SUBMIT FOR ARCHITECT'S CONSIDERATION SAMPLES AND PRODUCT LITERATURE AND OTHER PERTINENT DATA OF ANY PROPOSED SUBSTITUTIONS. ANY SUBSTITUTIONS PROPOSED BY THE CONTRACTOR SHALL BE SUBMITTED TO THE ARCHITECT FOR APPROVAL PRIOR TO IMPLEMENTATION. IT IS THE CONTRACTOR'S RESPONSIBILITY TO RESEARCH AND QUALIFY THAT THE PERFORMANCE AND CONSTRUCTION SPECIFICATIONS MEET THOSE OF THE ORIGINALLY SPECIFIED ITEM PRIOR TO SUBMISSION FOR APPROVAL. CONTRACTOR SHALL BE LIABLE FOR MATERIALS THAT ARE NOT AVAILABLE DUE TO UNTIMELY ORDERING AND FOR THE COORDINATION OF SUBSTITUTIONS WITH OTHER TRADES AND DISCIPLINES.

24. SHOP DWGS/SUBMITTALS SHALL BE SUBMITTED ELECTRONICALLY TO ARCHITECT FOR REVIEW PRIOR TO FABRICATION OR CONSTRUCTION. SUBMIT FOR ARCHITECT'S REVIEW PRIOR TO FABRICATION OR PURCHASE, SHOP DWGS. OR SAMPLES FOR MILLWORK, CUSTOM METALWORK, CUSTOM CASEGOODS, & OTHER ITEMS AS REQUESTED BY ARCHITECT FOR BLDG. STANDARDS ITEMS. ALL FINISH SELECTIONS TO HAVE SAMPLES/ SUBMITTALS FOR REVIEW, WITH RELEVANT FINISH TAG AND INTENDED INSTALLATION LOCATION CLEARLY INDICATEDON THE SUBMITTAL COVER. GC TO ARRANGE PRE- CONSTRUCTION MEETING WITH ARCHITECT TO REVIEW THOSE ITEMS REQUIRING SHOP DRAWINGS & SUBMITTALS:

PAINT	SIGNAGE
VINYL WALL COVERING	VANITIES
CUSTOM LIGHT FIXTURES	GLAV. MTL. STUDS
DOORS	RESILIENT RUBBER FLOORING
DOOR THRESHOLDS	FIRE SPRINKLER AND
DOOR HARDWARE	LIFE SAFETY LAYOUTS/ SPECS
PLUMBING FIXTURES	ACCESS PANELS
ALL MILLWORK	GYPSUM WALL BOARD
MILLWORK HARDWARE	CEMENTITIOUS WALL BOARD
STONE	SUSPENDED CEILING SYSTEM
TILE / SETTING MATERIALS	UL LISTED PENETRATION ASSEMBLIES
WATERPROOFING	HIGH LOW WATER FOUNTAIN
VINYL BEADS	FFE
BATH ACCESSORIES	*REFER TO MEP FOR ADDITIONAL INFORMATION

25. CHANGES IN THE WORK SHALL BE ONLY ALLOWED WITH ONE OF THE FOLLOWING WRITTEN DIRECTIVES: 1) ARCHITECT'S DIRECTIVE FOR MINOR CHANGES IN WORK, 2) CONSTRUCTION CHANGE DIRECTIVE FROM THE ARCHITECT, OR 3) CHANGE ORDER ISSUED BY ARCHITECT. CHANGES MUST FOLLOW MODIFICATION PROCEDURES NOTED IN AIA A201 - ARTICLE 7. CHANGES REQUIRING A CHANGE IN COST OR TIME, MUST BE EXPLICITLY NOTED AT TIME OF DISCUSSION IN FIELD, NOTIFICATION OF ARCHITECT OR AT JOB PROGRESS MEETING AND FOLLOWED WITHIN TWO WORKING DAYS BY WRITTEN CONFIRMATION. IF CHANGE IS AGREED TO WITHOUT EXPLICIT REFERENCE TO CHANGE IN COST OR TIME, A SUBSEQUENT CHANGE ORDER MAY BE JUSTIFIABLY REJECTED.

26. PERFORM WORK AND INSTALL MATERIALS IN STRICT ACCORDANCE WITH MANUFACTURER S SPECIFICATIONS AND INSTRUCTIONS AND IN A MANNER CONSISTENT WITH INDUSTRY STANDARD OF WORKMANSHIP.

27. GYP. AND METAL STUD CONSTRUCTION SHALL BE DONE IN ACCORDANCE WITH RECOMMENDATIONS AND INSTRUCTIONS PUBLISHES BY US GYP. COMPANY GYP. CONSTRUCTION HANDBOOK, LATEST EDITION. CONSTRUCTION JOINTS MUST OCCUR AT A MAX. OF 25FT. ON UNDERSIDE OF ROOF DECK.

28. FINISH CARPENTRY AND MILLWORK SHALL BE DONE IN ACCORDANCE WITH THE ARCHITECTURAL WOODWORKS INSTITUTE (AWI) STANDARDS FOR SELECTION OF MATERIALS, HARDWARE, FABRICATION, WORKMANSHIP AND FINISHING.

29. EXAMINE SURFACES TO DETERMINE THAT THEY ARE SOUND, DRY, CLEAN AND READY TO RECEIVE FINISHES OR MILLWORK PRIOR TO INSTALLATION. START OF INSTALLATION SHALL IMPLY ACCEPTANCE OF SUBSTRATE & SHALL NOT BE GROUNDS FOR CLAIMS AGAINST IMPROPER PERFORMANCE OF INSTALLED MATERIAL. ADVISE ARCHITECT OF ANY EXISTING CONSTRUCTION NOT LEVEL, SMOOTH AND PLUMB WITHIN INDUSTRY STANDARDS PRIOR TO START OF CONSTRUCTION.

30. INSTALL AND MAINTAIN NECESSARY COVERINGS, PROTECTIVE ENCLOSURES, TEMPORARY DOORS & PARTITIONS & FIXTURES TO PROTECT OCCUPANTS & EXISTING WORK & FINISHES TO REMAIN. REPAIR AND REPLACE ANY DAMAGES CAUSED BY IMPROPER PROTECTION AT NO ADDITIONAL CHARGE TO OWNER. THE CONTRACTOR SHALL BE RESPONSIBLE FOR ANY & ALL DAMAGE WHICH MAY OCCUR DURING EITHER THE DEMO. OR CONSTRUCTION PHASE TO THE EXIST. BLDG.. CONTRACTOR SHALL REPAIR SAME IMMEDIATELY TO MATCH ADJACENT SURFACES IN GOOD CONDITION.

31. WORK DAMAGED DURING CONSTRUCTION OR NOT CONFORMING TO SPECIFIED STANDARDS TOLERANCES OR MANUFACTURER S INSTRUCTIONS FOR INSTALLATION SHALL BE REPLACED AT NO ADDITIONAL COST TO THE OWNER.

32. MAINTAIN EXITS, EXIT LIGHTING, FIRE PROTECTIVE DEVICES AND LIFE SAFETY SYSTEMS IN WORKING ORDER, DURING DEMOLITION AND CONSTRUCTION.

33. EXIT DOORS, EGRESS DOORS, AND OTHER DOORS REQUIRED FOR MEANS OF EGRESS SHALL BE OPERABLE FROM THE INSIDE WITHOUT USE OF A KEY OR SPECIAL KNOWLEDGE OR EFFORT.

34. VERIFY KEYING REQUIREMENTS OF LOCKS WITH OWNER.

35. 24 HOURS PRIOR TO OCCUPANCY, THOROUGHLY CLEAN SURFACES OF DUST, DEBRIS, LOOSE CONSTRUCTION MATERIAL AND EQUIPMENT. VACUUM OR MOP FLOORS AND CLEAN WINDOWS. THE CONTRACTOR, AT THE COMPLETION OF THIS PROJECT, SHALL CLEAN THE ENTIRE TENANT SPACE AND LEAVE IT IN ACCEPTABLE CONDITION.

36. SUBSTANTIAL COMPLETION WILL BE THE DATE THE PREMISES ARE AVAILABLE FOR OCCUPANCY FROM THE CONTRACTOR AND WILL BE AS DEFINED IN AIA DOCUMENT A201. ADDITIONAL TOUCHUP OR MINOR INSTALLATION WORK MAY BE INCOMPLETE.

37. WARRANT TO THE OWNER THAT MATERIALS, AND EQUIPMENT FURNISHED AND INSTALLED UNDER THIS CONTRACT SHALL BE NEW, UNLESS OTHERWISE SPECIFIED, AND WORK SHALL BE OF GOOD QUALITY, FREE FROM FAULTS AND DEFECTS AND CONFORMS WITH THE CONTRACT DOCUMENTS.

38. FOR 1 YEAR STARTING AT DATE OF SUBSTANTIAL COMPLETION, CONTRACTOR SHALL PROMPTLY CORRECT WORK THAT IS NOT IN ACCORDANCE WITH CONTRACT DOCUMENTS. CONTRACTOR SHALL BEAR COSTS OF CORRECTIONS.

39. U.O.N. FASTENERS AND ATTACHMENTS SHALL BE FULLY CONCEALED FROM VIEW.

40. THE ARCHITECT'S SEAL, AFFIXED TO THESE CONTRACT DOCUMENTS, SHALL CERTIFY TO THE BEST OF OUR KNOWLEDGE THAT THESE DRAWINGS MEET THE APPLICABLE STATE AND LOCAL CODES. IF ANY PORTION OF THESE DOCUMENTS IS FOUND TO BE IN CONFLICT WITH STATE OR LOCAL CODES, THE ARCHITECT SHALL BE NOTIFIED OF CONFLICTS IN WRITING BY THE CONTRACTOR.

41. THE ARCHITECT HAS MADE HIS BEST EFFORTS TO COMPLY WITH THE CURRENT AMERICANS WITH DISABILITY ACT (ADA). IF ANY PORTION OF THIS WORK IS FOUND TO BE IN CONFLICT WITH ADA COMPLIANCE, THE ARCHITECT SHALL BE NOTIFIED OF CONFLICTS IN WRITING BY THE CONTRACTOR IMMEDIATELY.

42. CONTRACTOR SHALL BE RESPONSIBLE IN PROVIDING THE OWNER A COMPLETE SET OF AS-BUILT OR RECORD DOCUMENTS.

43. PROVISIONS THE AIA A201 - GENERAL CONDITIONS APPLY TO THIS CONTRACT BY REFERENCE UNLESS SPECIFICALLY MODIFIED IN WRITING BY THE ARCHITECT OR OWNER.

44. THE CONTRACTOR SHALL COMPLY WITH ALL OSHA REQUIREMENTS.

BUILDING CODE COMPLIANCE

1. THE CONTRACTOR SHALL PERFORM WORK IN ACCORDANCE WITH APPLICABLE CODES, REGULATIONS, LOCAL AUTHORITY REGULATIONS AND LOCAL CODE OFFICIAL S DIRECTIVES.

SEISMIC CODE COMPLIANCE

1. SUSPENDED CEILING TO BE INSTALLED PER CBC 2010 OSHPD STANDARD DETAILS AND DIVISION OF STATES ARCHITECT'S IR 25-2 - See detail

FINISH NOTES.

1. INSPECT MATERIALS FOR DEFECTS, FLAWS, SHIPPING DAMAGE, CORRECT COLOR AND PATTERN. INFORM ARCHITECT OF ANY DEFECTIVE MATERIALS AND COORDINATE WITH THE MANUFACTURER FOR AN ACCURATE SHIPPING DATE FOR THE REPLACEMENT MATERIAL.

2. CONTRACTOR WILL BE RESPONSIBLE FOR PROVIDING AN APPROPRIATELY LEVEL AND SMOOTH SUBSTRATE TO MEET THE INDUSTRY STANDARDS PRIOR TO INSTALLATION OF FLOORING.

3. CONTRACTOR WILL BE RESPONSIBLE FOR PROVIDING AN APPROPRIATELY LEVEL AND SMOOTH SUBSTRATE TO MEET THE INDUSTRY STANDARDS PRIOR TO INSTALLATION OF VWC.

PAINTED SURFACES:

1. PREPARE FOR AND APPLY PAINT IN ACCORDANCE WITH THE MANUFACTURER S SPECIFICATIONS FOR THE PARTICULAR SURFACE, ONE COAT PRIME AND 2 FINISH COAT MINIMUM APPLICATION. FOLLOW INDUSTRY STANDARDS FOR SURFACE PREPARATION AND APPLICATION ENVIRONMENT (TEMPERATURE AND HUMIDITY).

GENERAL:

1. ALL FIRE SPRINKLER/FIRE ALARM WORK TO BE COORDINATED. ARCHITECT TO BE NOTIFIED IN WRITING OF ANY DISCREPANCIES IN THE FIELD. UNLESS OTHERWISE INDICATED, EXISTING SPRINKLER HEADS IN SCOPE-OF-WORK AREAS TO BE RELOCATED TO FACE OF NEW FINISH.

2. FIRE SPRINKLER WORK SHALL BE UNDER SEPARATE PERMIT.

3. THE WORK UNDER THIS PERMIT DOES NOT INFRIINGE ADVERSELY ON THE BUILDING LIFE SAFETY SYSTEM.

TELEPHONE/DATA/ELECTRICAL/ILLUMINATION/FS NOTES

1. WORK SHALL BE DONE IN ACCORDANCE WITH APPLICABLE NATIONAL, STATE AND LOCAL ELECTRICAL CODES.

2. EXISTING LIGHT FIXTURES, A/C DIFFUSERS, SMOKE DETECTORS, SECURITY CAMERAS, AND ALL CEILING MOUNTED COMPONENTS WITHIN AREA OF CONSTRUCTION SHALL BE EXISTING TO REMAIN UNLESS OTHERWISE NOTED.

3. EXISTING FIRE SPRINKLER HEADS TO REMAIN THROUGHOUT.

4. ANY ELECTRICAL ELEMENTS NOTED TO BE REMOVED ARE TO RECEIVE NEW FIXTURE IN EXISTING LOCATIONS.

5. WIRE NEW LIGHTING (INCLUDING SIGNAGE) TO SPARE CIRCUITS. VERIFY CAPACITY IN FIELD AND NOTIFY ARCHITECT IN WRITING OF ANY DISCREPANCIES.

DEMOLITION NOTES

1. WHEN UNANTICIPATED MECHANICAL, ELECTRICAL, OR STRUCTURAL ELEMENTS THAT CONFLICT WITH INTENDED FUNCTION OR DESIGN ARE ENCOUNTERED, INVESTIGATE AND MEASURE THE NATURE AND EXTENT OF CONFLICT AND PROMPTLY SUBMIT A WRITTEN REPORT TO ARCHITECT.

2. CONTRACTOR MUST COMPLY WITH ALL REGULATIONS ISSUED BY AUTHORITIES HAVING JURISDICTION OVER HAZARDOUS MATERIALS. COMPLY WITH GOVERNING EPA NOTIFICATION REGULATIONS BEFORE BEGINNING SELECTIVE DEMOLITION. IF ANY HAZARDOUS MATERIALS ARE ENCOUNTERED DURING DEMOLITION THE CONTRACTOR MUST COMPLY WITH ALL REGULATIONS REGARDING REMOVAL, CONTAINMENT, AND TRANSPORTATION OF HAZARDOUS MATERIALS.

3. ALL DEMOLITION WORK, AS INDICATED, SHALL BE CONSTRAINED TO THE EXTENTS REQUIRED TO ACCOMMODATE THE NEW CONSTRUCTION. METHODS USED TO COMPLETE THE DEMOLITION WORK MUST CONFORM TO THE STANDARDS AND LIMITATIONS OF GOVERNING REGULATIONS.

4. ALL PORTIONS OF THE EXISTING BUILDING THAT ARE INDICATED TO REMAIN SHALL BE PROTECTED FROM DAMAGE AND SOILING DURING SELECTIVE DEMOLITION THROUGH FINAL COMPLETION. DURING SELECTIVE DEMOLITION, WHEN PERMITTED BY THE ARCHITECT, COMPONENTS MAY BE REMOVED TO A SUITABLE, PROTECTED STORAGE FACILITY WHERE THEY MAY BE CLEANED AND REPAIRED AS NEEDED. THESE COMPONENTS ARE TO BE REINSTALLED IN THEIR ORIGINAL LOCATIONS AFTER SELECTIVE DEMOLITION OPERATIONS ARE COMPLETE.

5. ALL AREAS, STRUCTURES, AND IMPROVEMENTS ADJACENT TO SELECTIVE DEMOLITION SHALL BE CLEANED OF DUST, DIRT, AND DEBRIS CAUSED BY SELECTIVE DEMOLITION OPERATIONS. RETURN ADJACENT AREAS TO THE CONDITION EXISTING BEFORE THE BEGINNING OF SELECTIVE DEMOLITION OPERATIONS.

6. ALL DEMOLISHED MATERIAL AND CONSTRUCTION WASTE SHALL BE REMOVED FROM THE OWNER'S PROPERTY IN A TIMELY MANNER IN ORDER TO AVOID AN ACCUMULATION OF CONSTRUCTION DEBRIS ON SITE. TRANSPORTATION AND DISPOSAL MUST BE UNDERTAKEN WITH RESPECT TO ALL LEGAL REGULATIONS GOVERNING THESE PROCESSES.

7. ALL ITEMS AND MATERIALS NOT INDICATED TO BE RECYCLED, REUSED, SALVAGED, REINSTALLED, OR OTHERWISE INDICATED TO REMAIN OWNER'S PROPERTY SHALL BE DEMOLISHED AND REMOVED FROM THE PROJECT SITE. DEMOLISHED MATERIAL AND CONSTRUCTION WASTE SHALL BE REMOVED IN A TIMELY MANNER IN ORDER TO AVOID AN ACCUMULATION OF CONSTRUCTION DEBRIS ON SITE. TRANSPORTATION AND DISPOSAL MUST BE UNDERTAKEN WITH RESPECT TO ALL LEGAL REGULATIONS GOVERNING THESE PROCESSES, AND THE WASTE MATERIALS ARE TO BE LEGALLY DISPOSED OF IN AN EPA APPROVED LANDFILL.

8. LOCATE, IDENTIFY, DISCONNECT, AND SEAL OR CAP OFF INDICATED UTILITY SERVICES. COORDINATE WITH MEP PLANS.

9. UTILITY SERVICE: MAINTAIN EXISTING UTILITIES INDICATED TO REMAIN IN SERVICE AND PROTECT THEM AGAINST DAMAGE DURING SELECTIVE DEMOLITION OPERATIONS.

10. EXISTING WARRANTIES: REMOVE, REPLACE, PATCH, AND REPAIR MATERIALS AND SURFACES CUT OR DAMAGED DURING SELECTIVE DEMOLITION, BY METHODS AND WITH MATERIALS SO AS NOT TO VOID EXISTING WARRANTIES.

11. EXISTING SERVICES/SYSTEMS TO REMAIN: MAINTAIN SERVICES/SYSTEMS INDICATED TO REMAIN, EITHER EXPLICITLY AND/OR IMPLICITLY AND PROTECT THEM AGAINST DAMAGE.

12. EXISTING SERVICES/SYSTEMS TO BE REMOVED, RELOCATED, OR ABANDONED: LOCATE, IDENTIFY, DISCONNECT, AND SEAL OR CAP OFF INDICATED UTILITY SERVICES AND MECHANICAL/ ELECTRICAL SYSTEMS SERVING AREAS TO BE SELECTIVELY DEMOLISHED.

8. LOCATE, IDENTIFY, DISCONNECT, AND SEAL OR CAP OFF INDICATED UTILITY SERVICES. COORDINATE WITH MEP PLANS.

9. UTILITY SERVICE: MAINTAIN EXISTING UTILITIES INDICATED TO REMAIN IN SERVICE AND PROTECT THEM AGAINST DAMAGE DURING SELECTIVE DEMOLITION OPERATIONS.

10. EXISTING WARRANTIES: REMOVE, REPLACE, PATCH, AND REPAIR MATERIALS AND SURFACES CUT OR DAMAGED DURING SELECTIVE DEMOLITION, BY METHODS AND WITH MATERIALS SO AS NOT TO VOID EXISTING WARRANTIES.

11. EXISTING SERVICES/SYSTEMS TO REMAIN: MAINTAIN SERVICES/SYSTEMS INDICATED TO REMAIN, EITHER EXPLICITLY AND/OR IMPLICITLY AND PROTECT THEM AGAINST DAMAGE.

12. EXISTING SERVICES/SYSTEMS TO BE REMOVED, RELOCATED, OR ABANDONED: LOCATE, IDENTIFY, DISCONNECT, AND SEAL OR CAP OFF INDICATED UTILITY SERVICES AND MECHANICAL/ ELECTRICAL SYSTEMS SERVING AREAS TO BE SELECTIVELY DEMOLISHED.

13. TEMPORARY FACILITIES: PROVIDE TEMPORARY BARRICADES AND OTHER PROTECTION REQUIRED TO PREVENT INJURY TO PEOPLE AND DAMAGE TO ADJACENT FACILITIES TO REMAIN.

14. EXISTING FIRE ALARM, SPRINKLER AND LIFE SAFETY COMPONENTS TO REMAIN UNDISTURBED AND OPERATIONAL FOR THE DURATION OF DEMOLITION AND CONSTRUCTION. ANY ITEMS REMOVED AS REQUIRED TO FACILITATE WORK TO BE PERFORMED SHALL BE PROMPTLY REINSTALLED IN NEW OR EXISTING LOCATIONS, TO FACE OF NEW CONSTRUCTION AS REQUIRED AND MAINTAIN CODE-REQUIRED COVERAGE.

15. MODIFICATIONS TO THE SPRINKLER SYSTEM SHALL BE PERFORMED AS A DESIGN-BUILD SYSTEM BY A QUALIFIED SPRINKLER CONTRACTOR. COMPLY WITH ANY/ALL APPLICABLE LOCAL AND NATIONAL CODES.

16. XRAY EXISTING SLABS FOR ANY REQUIRED CORES TO ENSURE NO CONFLICT WITH REINFORING, ETC. NOTIFY ARCHITECT IN WRITING OF ANY DISCREPANCIES.

17. FIRE SEAL ANYALL PENETRATIONS WITH A UL-APPROVED ASSEMBLY, MATCHING THE RATING OF THE ASSEMBLY PENETRATED.

18. ANY PATCHING AND REPAIR WORK SHALL BE DONE IN SUCH A MANNER SO AS TO PROVIDE A FLUSH AND SEAMLESS APPEARANCE WITH ADJACENT SURFACES.

19. OWNER SHALL REMOVE EXISTING FURNITURE AND ACCESSORIES PRIOR TO THE COMMENCEMENT OF THE WORK.

GREEN BUILDING STANDARDS:

1. CONTRACTOR MUST SUBMIT TO THE ENGINEERING DEPARTMENT OR OTHER AGENCY THAT REGULATES CONSTRUCTION WASTE MANAGEMENT A WASTE MANAGEMENT PLAN THAT OUTLINES THE ITEMS LISTED IN CGC SECTION 5.408.1.1

2. A MINIMUM OF 65% OF CONSTRUCTION WASTE IS TO BE RECYCLED AND/OR SALVAGED. CGC 5.408.1. DOCUMENTATION SHALL BE PROVIDED TO THE ENFORCING AGENCY WHICH DEMONSTRATES COMPLIANCE. CGC SECTION 5.408.1.4.

3. DURING DEMOLITION, ENDS OF DUCT OPENINGS ARE TO BE SEALED, AND MECHANICAL EQUIPMENT IS TO BE COVERED. CGC SECTION 5.504.3.

4. V.O.C'S MUST COMPLY WITH THE LIMITATIONS LISTED IN SECTION 5.504.4 AND TABLES 4.504.1, 5.504.4.1, 5.504.4.2, 5.504.4.3. AND 5.504.4.5. FOR: ADHESIVES, SEALANTS, PAINTS AND COATINGS, CARPET AND COMPOSITION WOOD PRODUCTS. CGC SECTION 5.504.4.

5. MECHANICALLY VENTILATED BUILDINGS SHALL PROVIDE REGULARLY OCCUPIED AREAS WITH AIR INFILTRATION MEDIA FOR OUTSIDE AND RETURN AIR THAT PROVIDES AT LEAST A MINIMUM EFFICIENCY REPORTING VALUE (MERV) OF 8. MERV 8 FILTERS SHALL BE INSTALLED PRIOR TO OCCUPANCY.

6. WHERE OUTDOOR AREAS ARE PROVIDED FOR SMOKING, SUCH AREAS ARE PROHIBITED WITHIN 25' OF BUILDING ENTRIES, WINDOWS AND OUTDOOR AIR INTAKES. SIGNAGE SHALL BE POSTED TO INFORM OCCUPANTS OF THE PROHIBITIONS. CGC SECTION 5.504.7

7. A BUILDING SYSTEMS MANUAL AS LISTED IN CGC SECTION 5.410.2.5 SHALL BE DELIVERED TO THE BUILDING OWNER OR REPRESENTATIVE AND THE FACILITIES OPERATOR AND SHALL CONTAIN THE REQUIRED FEATURES LISTED IN CGC SECTION 5.410.2.5.1.

8. PRIOR TO FINAL INSPECTIONS THE CONTRACTOR RESPONSIBLE FOR THE OVERALL CONSTRUCTION MUST PROVIDE TO THE BUILDING DEPARTMENT OFFICIAL WRITTEN VERIFICATION THAT ALL APPLICABLE PROVISIONS FROM THE GREEN BUILDING STANDARDS CODE HAVE BEEN IMPLEMENTED AS PART OF THE CONSTRUCTION PER CGC 102.3.

FIRE STANDARDS:

1. THIS PROJECT WILL BE IN COMPLIANCE WITH THE CURRENT EDITIONS OF NFPA, CFC, TITLE 19 AND LOCAL CITY OF CORONADO CITY MUNICIPAL CODES.

2. WHERE ACCESS TO OR WITHIN A STRUCTURE OR AN AREA IS RESTRICTED BECAUSE OF SECURED OPENINGS OR WHERE IMMEDIATE ACCESS IS NECESSARY FOR LIFE-SAVING OR FIRE-FIGHTING PURPOSES, THE FIRE CODE OFFICIAL IS AUTHORIZED TO REQUIRE A KEY BOX TO BE INSTALLED IN AN APPROVED LOCATION. THE KEY BOX SHALL BE OF AN APPROVED TYPE LISTED IN ACCORDANCE WITH UL 1037, AND SHALL CONTAIN KEY(S) TO GAIN NECESSARY ACCESS AS REQUIRED BY THE FIRE CODE OFFICIAL." CFC SECTION 506.1.

3. WHEN SPRINKLERS ARE REQUIRED SUBMIT FIRE SPRINKLER TENANT IMPROVEMENT PLANS TO FIRE DEPARTMENT FOR APPROVAL PRIOR TO INSTALLATION." CFC SECTION 901.4.

4. PORTABLE FIRE EXTINGUISHER(S) SHALL BE INSTALLED AND MAINTAINED IN ACCORDANCE WITH CFC 906, TABLE 906.3(1) AND CHAPTER 3, TITLE 19 CCR.

5. REQUESTS FOR INSPECTIONS SHALL BE MADE 48 HOURS IN ADVANCE. INSPECTIONS SHALL BE MADE ONCE WORK IS COMPLETE, UTILIZING APPROVED AND STAMPED PLANS. CONTRACTOR SHALL BE REQUIRED TO HAVE THE APPROVED PLANS ON SITE PER CODE.

Hotel del Coronado.

Fitness
Members Area
Renovation

1500 Orange Avenue
Coronado, CA 92118



González Architects
Hospitality

Mechanical/Electrical/Plumbing Engineer
Ik1sc Collaborative
4755 Eastgate Mall, Suite 150
San Diego, CA 92121
618.362.6800



Registration Seal C-32509	Address 14 NE 1st Avenue, Suite 507 Miami, FL 33132 +1 (305) 455-4216
------------------------------	--

Issued/Revised

No	Date	Description
09-17-21	Permit Set	

Drawing Title

General Notes

Scale	As Noted
Date	09-17-2021
Drawn By	
Project No.	19022
Drawing No.	

T1.02

Fitness
Members Area
Renovation

1500 Orange Avenue
Coronado, CA 92118



González Architects
Hospitality

Mechanical/Electrical/Plumbing Engineer
1k1sc Collaborative
4755 Eastgate Mall, Suite 150
San Diego, CA 92121
658.362.6800



Registration Seal
C-32509
Address
14 NE 1st Avenue, Suite 507
Miami, FL 33132
T +1 (305) 455 4216

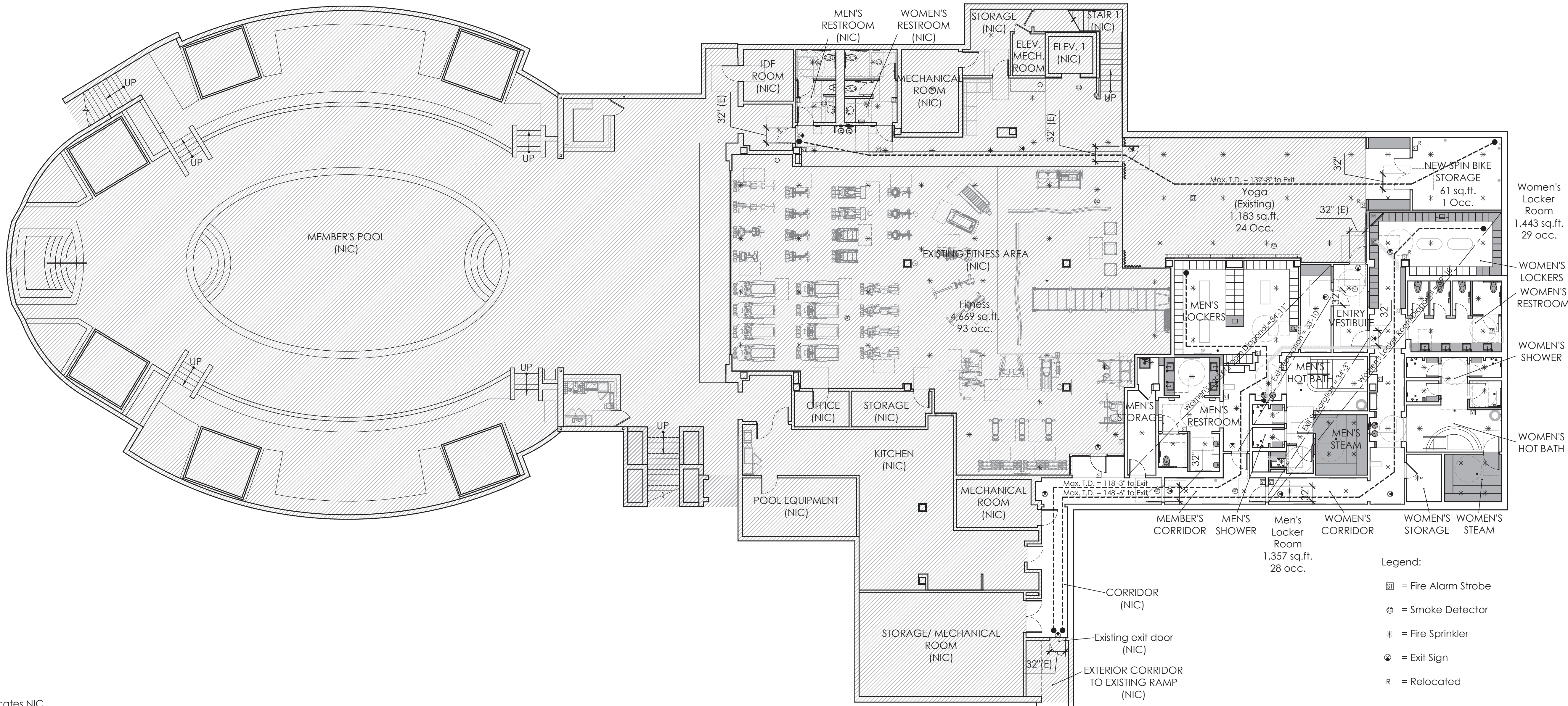
Issued/Revised		
No.	Date	Description
09-17-21	Permit Set	

Drawing Title

Fitness Member's Area
Life Safety Plan

Scale	As Noted
Date	09-17-2021
Drawn By	
Project No.	19022
Drawing No.	

LS1.00



- Indicates NIC

1 Fitness Life Safety Plan
Scale: 3/32" = 1' - 0"

Occupancy (Fitness)	# Exits (Req.)	# Exits(Prov.)	Min. Exit Width	Provided	Notes:
Main Fitness (Existing): 93 occ.	2	2	93 x .2 = 18.6"	64"	4669 Sq.ft. / 50 gross Exercise Room = 93 occ.
Yoga (Existing): 24 occ.	1	1	24 x .2 = 12"	32"	1183 sq.ft. / 50 gross Exercise Room = 24 occ.
New Yoga Storage: 1 occ.	1	1	1 x .2 = .2"	32"	61 sq. ft. / 300 gross Storage Room= 1 occ.
Combined: 118 occ.					Total = 118 occ.

Occupancy (Lockers)	# Exits (Req.)	# Exits(Prov.)	Min. Exit Width	Provided	Notes:
Women's Locker Room : 29 occ.	2	2	29 x .2 = 5.8"	64"	1443 sq. ft. gross / 50 (Occupancy Load Factor) = 29 occ.
Men's Locker Room : 28 occ.	2	2	28 x .2 = 5.6"	64"	1357 sq. ft. gross / 50 (Occupancy Load Factor) = 28 occ.
Combined: 57 occ.	2	2	57 x .2 = 11.4"	64"	Total = 57 occ.

Occupancy(Total Fitness Center)	# Exits (Req.)	# Exits(Prov.)	Min. Exit Width	Provided
Total Combine: 175 Occ.	2	2	175 x .2 = 35"	64"

NOTES:
- All shown life safety devices, egress openings and rated assemblies are existing to remain, unless otherwise designated, and not to be altered in any way.

- No extra loads on the bathroom facilities are introduced with the modified layout of this space.

- All egress doors for this space are on an accessible route.

-The existing portions of the building which are not part of our scope and are designated with hatching and the label "N.I.C." are not having their compliance lessened. Per Code those portions of the building are therefore able to be maintained in their current state of compliance.

-Any modifications to the life safety systems shall be performed as a design build system by a qualified contractor. Design build contractor shall assume the responsibility of preparing all documents needed to obtain all required permits while meeting all applicable codes.

-Existing fire alarm sprinkler and life safety components to remain undisturbed and operational for the duration of demolition and construction. Any items removed as required to facilitate work to be performed shall be promptly reinstalled in new or existing locations, to face of new construction as required and maintain code required coverage.

Code Reference:
1007.1.1 Exception 2:
Where a building is equipped throughout with an automatic sprinkler system in accordance with Section 903.3.1.1 or 903.3.1.2, the separation distance shall not be less than one-third of the length of the maximum overall diagonal dimension of the area served.

1010.1.2.1 Direction of swing
Pivot or side-hinged swinging doors shall swing in the direction of egress travel where serving a room or area containing an occupant load of 50 or more persons or a Group H occupancy. For Group L occupancies, see Section 453.6.2.

1016.2 Egress Through Intervening Spaces
2. Egress from a room or space shall not pass through adjoining or intervening rooms or areas, except where such adjoining rooms or areas and the area served are accessory to one or the other, are not a Group H occupancy and provide a discernible path of egress travel to an exit.

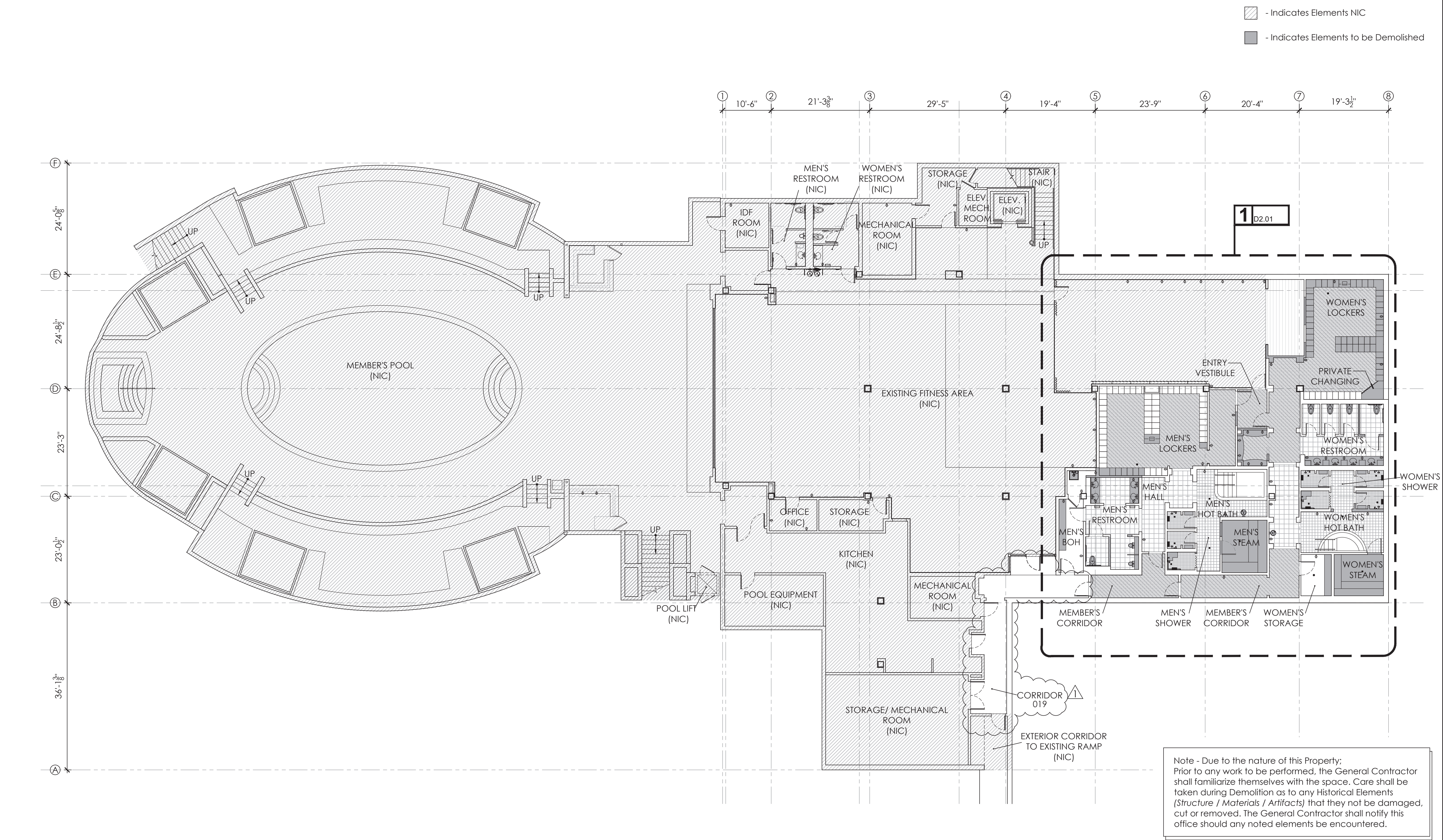
OCCUPANCY	WITHOUT SPRINKLER SYSTEM (feet)	WITH SPRINKLER SYSTEM (feet)
B (Locker Rooms) *Accessory to Main Fitness Area	200	300
A-3 (Main Fitness Area)	200	250

2 Occupancy / Exit Sizing Calculations

2 Life Safety Notes

PERMIT SET- ISSUED FOR CONSTRUCTION

PERMIT SET- ISSUED FOR CONSTRUCTION



1 Overall Demolition Floor Plan

Scale: 3/32" = 1' - 0"

-All dimensions to be Field-Verified, prior to construction. Notify Architect in writing of any discrepancies.

-Required demolition and repair of areas that are necessary to provide the finished work, but not specifically or implicitly indicated in the plans, are the responsibility of the Contractor

-Any and all work required, demolition or otherwise, on other levels of the building to achieve the finished design intent indicated in the drawings shall be included in the Contractor's bid.

-Provide submittals for all fixtures for review prior to ordering.

-Fixtures to be installed/mounted such that no fixture protrudes more than 4" into the path of travel, from 27" AFF up to 80" AFF, typical.

-All new and/or existing penetrations (wall, floor, ceiling, shaft, etc) to be sealed per a tested UL rated assembly as required to maintain the rating of the assembly penetrated. Provide and submit to architect sonar scan of existing slab reinforcing prior to any coring. Submit all applicable assemblies for review prior to application/installation.

-Restore fireproofing of structural steel to maintain integrity of ratings. Notify Architect in writing of any deficient conditions encountered prior to placement of fireproofing.

-All thresholds (and sealed transitions) to be ADA-compliant: not to exceed 3/4" max. total with 1/4" vertical allowed and the remaining 3/4" beveled with a slope not steeper than 1:2. There shall be no changes in level exceeding 1/2" max. throughout the space. Verify all conditions in the field prior to shop drawing generation/fabrication/installation.

-Maximum cross slopes not to exceed 1:48.

-A minimum clearance of 32" shall be provided at all passageways, typical throughout the space.

-A minimum of 36" wide by 80" high wide path of travel to be maintained, throughout spaces.

-All elements that have been noted to be existing to remain shall be protected during demolition and construction.

-CFS is "Clear Floor Space", to be maintained at all times. Notify Architect of any discrepancies.

-GC to confirm existing finish floor elevations to ensure no transitions exceed accessibility thresholds noted above. Notify Architect in writing of any deviations in field conditions.

-GC to familiarize him/herself with field conditions prior to commencement of work and notify Architect of any discrepancies or unforeseen conditions prior to commencement of work.

-All existing structural elements to remain and be protected during demolition and construction.

-Any modifications to the life safety systems shall be performed as a design build system by a qualified contractor. Design build contractor shall assume the responsibility of preparing all documents needed to obtain all required permit while meeting all applicable codes.

-Existing fire alarm sprinkler and life safety components to remain undisturbed and operational for the duration of demolition and construction. Any items removed as required to facilitate work to be performed shall be promptly reinstalled in new or existing locations, to face of new construction as required and maintain code required coverage.

-All signage to be replaced throughout Member's Area. Coordinate with properties signage consultant. Provide shop drawings and finish samples for approval prior to fabrication. All signage to be mounted in accordance with the CBC, refer to mounting height diagrams.

2 General Notes

N.T.S

- Indicates Elements NIC

- Indicates Elements to be Demolished

HOTEL DEL CORONADO.

Fitness Members Area Renovation

1500 Orange Avenue
Coronado, CA 92118



**González Architects
Hospitality**

Mechanical/Electrical/Plumbing Engineer

1k1sc Collaborative

4755 Eastgate Mall, Suite 150
San Diego, CA 92121
618.362.4800



Registration Seal
C-32509

Address
14 NE 1st Avenue, Suite 507
Miami, FL 33132
T +1 (305) 455 4216

Issued/Revised

No.	Date	Description
09-17-21	Permit Set	

01-05-22	Owner Revisions	
----------	-----------------	--

Drawing Title

Overall Demolition
Floor Plan

Scale _____ As Noted

Date _____ 09-17-2021

Drawn By _____

Project No. _____ 19022

Drawing No. _____

D1.01

Fitness
Members Area
Renovation

1500 Orange Avenue
Coronado, CA 92118



González Architects
Hospitality

Mechanical/Electrical/Plumbing Engineer
1k1sc Collaborative
4755 Eastgate Mall, Suite 150
San Diego, CA 92121
618.362.4800



Registration Seal
C-32509
Address
14 NE 1st Avenue, Suite 507
Miami, FL 33132
T +1 (305) 455-4216

Issued/Revised		
No.	Date	Description
09-17-21		Permit Set
01-05-22		Owner Revisions

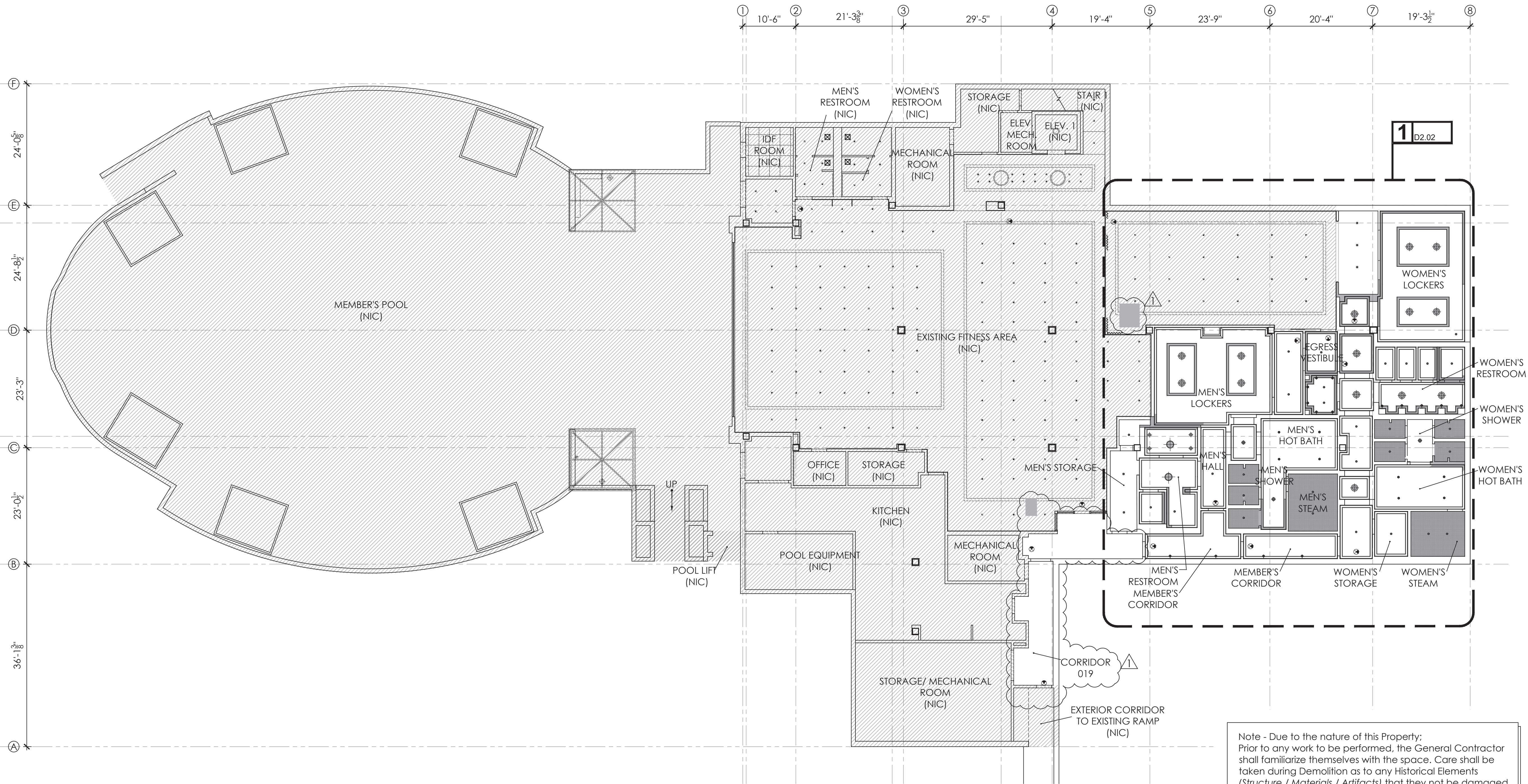
Drawing Title

Overall Demolition
Reflected Ceiling Plan

Scale	As Noted
Date	09-17-2021
Drawn By	
Project No.	19022
Drawing No.	

D1.02

- Indicates Elements NIC
- Indicates Elements to be Demolished



Note - Due to the nature of this Property;
Prior to any work to be performed, the General Contractor shall familiarize themselves with the space. Care shall be taken during Demolition as to any Historical Elements (Structure / Materials / Artifacts) that they not be damaged, cut or removed. The General Contractor shall notify this office should any noted elements be encountered.

1 Overall Demolition Reflected Ceiling Plan

Scale: 3/32" = 1' - 0"

-All dimensions to be Field-Verified, prior to construction. Notify Architect in writing of any discrepancies.

-Required demolition and repair of areas that are necessary to provide the finished work, but not specifically or implicitly indicated in the plans, are the responsibility of the Contractor

-Any and all work required, demolition or otherwise, on other levels of the building to achieve the finished design intent indicated in the drawings shall be included in the Contractor's bid.

-Provide submittals for all fixtures for review prior to ordering.

-Fixtures to be installed/mounted such that no fixture protrudes more than 4" into the path of travel, from 27" AFF up to 80" AFF, typical.

-All new and/or existing penetrations (wall, floor, ceiling, shaft, etc) to be sealed per a tested UL rated assembly as required to maintain the rating of the assembly penetrated. Provide and submit to architect sonar scan of existing slab reinforcing prior to any coring. Submit all applicable assemblies for review prior to application/installation.

-Restore fireproofing of structural steel to maintain integrity of ratings. Notify Architect in writing of any deficient conditions encountered prior to placement of fireproofing.

-All thresholds (and sealed transitions) to be ADA-compliant: not to exceed 3/4" max. total with 1/4" vertical allowed and the remaining 3/4" beveled with a slope not steeper than 1:2. There shall be no changes in level exceeding 1/2" max. throughout the space. Verify all conditions in the field prior to shop drawing generation/fabrication/installation.

-Maximum cross slopes not to exceed 1:48.

-A minimum clearance of 32" shall be provided at all passageways, typical throughout the space.

-A minimum of 36" wide by 80" high wide path of travel to be maintained, throughout spaces.

-All elements that have been noted to be existing to remain shall be protected during demolition and construction.

-CFS is "Clear Floor Space", to be maintained at all times. Notify Architect of any discrepancies.

-GC to confirm existing finish floor elevations to ensure no transitions exceed accessibility thresholds noted above. Notify Architect in writing of any deviations in field conditions.

-GC to familiarize him/herself with field conditions prior to commencement of work and notify Architect of any discrepancies or unforeseen conditions prior to commencement of work.

-All existing structural elements to remain and be protected during demolition and construction.

-Any modifications to the life safety systems shall be performed as a design build system by a qualified contractor. Design build contractor shall assume the responsibility of preparing all documents needed to obtain all required permit while meeting all applicable codes.

-Existing fire alarm sprinkler and life safety components to remain undisturbed and operational for the duration of demolition and construction. Any items removed as required to facilitate work to be performed shall be promptly reinstalled in new or existing locations, to face of new construction as required and maintain code required coverage.

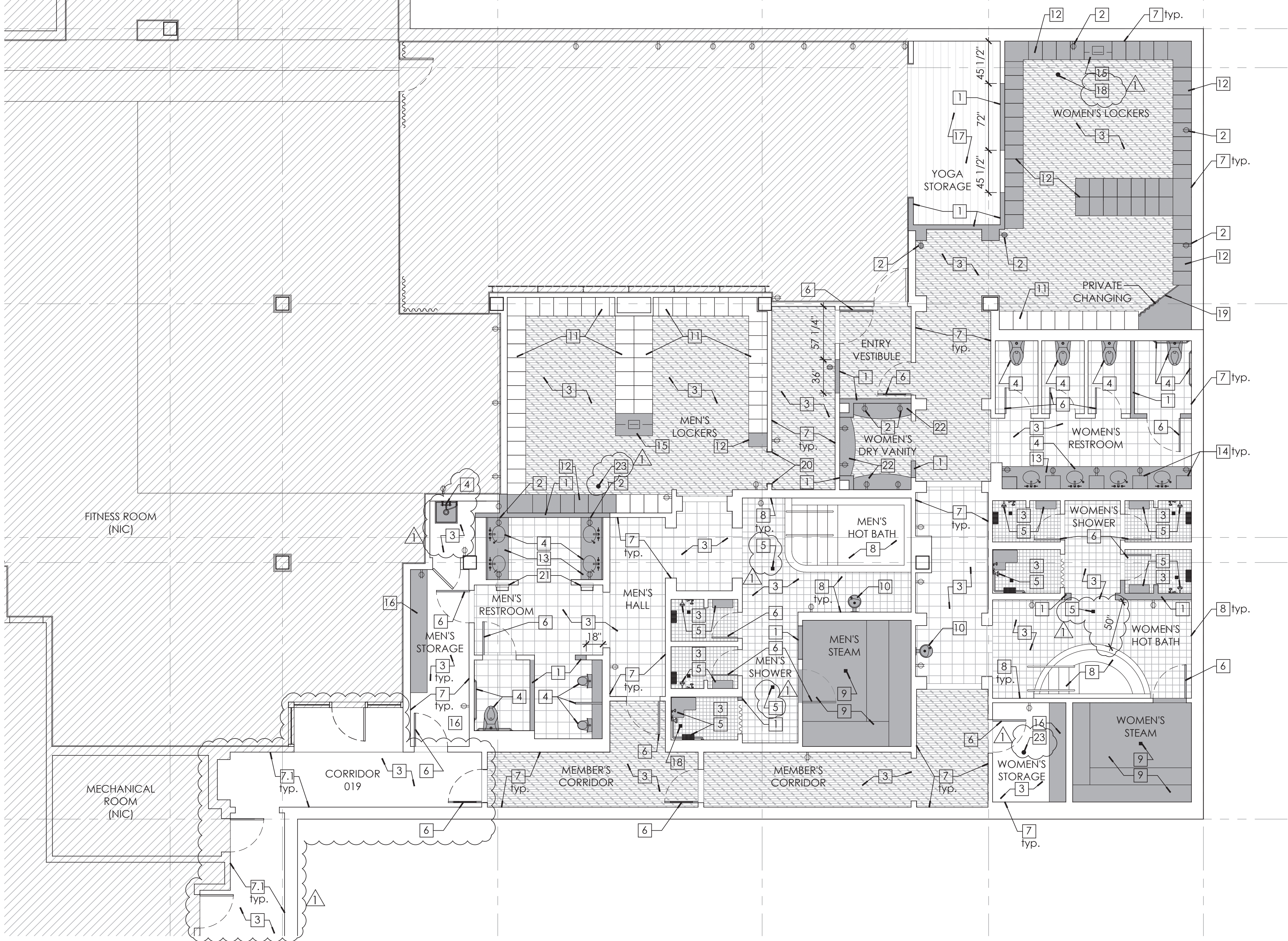
-All signage to be replaced throughout Member's Area. Coordinate with properties signage consultant. Provide shop drawings and finish samples for approval prior to fabrication. All signage to be mounted in accordance with the CBC, refer to mounting height diagrams on A5.00.

2 Notes

N.T.S.

PERMIT SET- ISSUED FOR CONSTRUCTION

- Indicates Elements NIC
- Indicates Elements to be Demolished



Note - Due to the nature of this Property;
Prior to any work to be performed, the General Contractor shall familiarize themselves with the space. Care shall be taken during Demolition as to any Historical Elements (Structure / Materials / Artifacts) that they not be damaged, cut or removed. The General Contractor shall notify this office should any noted elements be encountered.

1 Enlarged Demolition Floor Plan

Scale: 3/16" = 1' - 0"

- All outlets/ data / phone and cable jacks that are not specifically noted as being demolished shall remain, be protected during demolition and construction, and receive new face plates to match new. Typical throughout.
- All areas indicated as NIC shall be protected during demolition and construction.
- All existing structural elements to remain and be protected during demolition and construction, typical throughout.
- Existing FFE throughout to be replaced. Coordinate disposal / liquidation with ownership.
- Saw cut slab as required for the installation of new plumbing lines associated with the new swim suit dryers, water fountain relocation, and the new drain in the Men's ADA shower. Coordinate with Plumbing Drawings. Refer to detail 6/A4.02 for slab infill after plumbing installation.

2 General Notes

N.T.S

3 Notes

N.T.S

- Existing walls to be removed as indicated with shading. Perform exploratory investigation of wall to be demolished prior to demolition. Notify architect immediately of any discrepancies.
- Existing electrical outlets, switches, phone, cable, and data to be removed (or prepared to be relocated to the face of new construction as applicable) from walls that are being demolished. Remove all wiring to source supply, as applicable. See Electrical drawings for additional information.
- Existing flooring, setting material and base boards to be removed throughout. Prepare for new finishes throughout, as scheduled.
- Existing plumbing fixtures and accessories to be removed and replaced with new fixtures in existing locations, as scheduled. Relocate Men's Restroom vanities, jacobins as required per the enlarged plan A2.01. Mop sink and faucet to be removed and replaced with a new fixture, faucet, and stainless steel wall guard in the BOH area. Patch and repair surrounding drywall surfaces as required. See Enlarged Plan A2.01.

- Existing plumbing fixtures, accessories, and wooden benches at showers to be removed and replaced. New fixtures shall replace existing fixtures in existing locations unless otherwise indicated. Existing wall tile in showers to be removed to stud framing below. Confirm stud spacing of 16" O.C. minimum. Add studs as required. Prepare for installation new Durock cement board, waterproofing, and tile/ stone finishes as scheduled. Floor drains to be replaced with new drains in existing locations, as scheduled. See A2.01 and Plumbing Drawings.
- Remove existing doors and frames, as indicated with shading. Prepare for new doors, frames, and hardware.
- Patch and repair all existing wall surfaces as required throughout. Prepare walls for new finishes, as scheduled. See elevations and finish schedule. All walls scheduled to receive a new paint finish shall be brought to a level 5 finish.
- At Corridor 019, remove vinyl wall covering and prepare for new paint finish on all walls, chair rails / crown moldings / and baseboards, as scheduled.
- Water line tile at Hot Spas to be removed and prepared for replacement. Existing floor/ wall tile in Hot Spa Room to be removed to stud framing below. Prepare for installation new Durock cement board, waterproofing, and tile/ stone finishes as scheduled.

- All tile finishes on floors, ceilings, walls, and bench seating of Steam Rooms to be removed to stud framing below. Prepare for installation of new insulation, Durock cement board, waterproofing, and tile/ stone finishes as scheduled. Existing Glass Door & hardware to be removed and opening in filled as indicated. All steam room equipment and controls to be removed and replaced with new equipment and controls. Drains to be replaced in existing locations.
- Existing fountain to be removed and replaced with a new Hi Low / Bottle filler fountain in the same location.
- Lockers in Men's and Women's Locker Rooms to remain and be protected during demolition and construction unless otherwise indicated. Prepare lockers to be refinished as scheduled. Locks shall be existing to remain and protected throughout demolition and construction.
- Lockers indicated with shading shall be removed/ relocated if applicable per the new locker layout on the Enlarged Plan A2.01. Prepare lockers to be refinished as scheduled. Locks shall be existing to remain and protected throughout demolition and construction.
- Existing vanity counter tops to be removed and replaced with new counter tops as indicated in the Enlarged Plan A2.01.

- Build-outs at Women's Restroom vanity to be removed. Relocate existing outlets and light fixtures within build-outs to the face of wall beyond.
- Stone counter tops at towel drops to be removed.
- Millwork to be removed in back of house Storage Rooms, patch flooring as required. Rooms to receive new VIF flooring, base, wall finishes and LED lighting, as scheduled.
- Demo flooring in Yoga Storage Room as required for new layout/ shelving.
- Existing floor drain to be abandon and capped.
- Existing private changing area in Women's Locker Room to be removed and area prepared for the installation of new lockers.
- Remove cased opening. Patch and repair wall as required.
- Existing paper towel / trash receptacles to remain and be protected throughout demolition and construction.
- Millwork to be removed as indicated with shading.
- Floor drain grates to be removed and replaced with new drain grates to match existing.

HOTEL DEL CORONADO.

Fitness Members Area Renovation

1500 Orange Avenue
Coronado, CA 92118



González Architects
Hospitality

Mechanical/Electrical/Plumbing Engineer
1k1sc Collaborative
4755 Eastgate Mall, Suite 150
San Diego, CA 92121
658.362.6800



Registration Seal
C-32509
Address
14 NE 1st Avenue, Suite 507
Miami, FL 33132
T +1 (305) 455-4216

Issued/Revised		
No.	Date	Description
1	01-05-22	Owner Revisions

Drawing Title

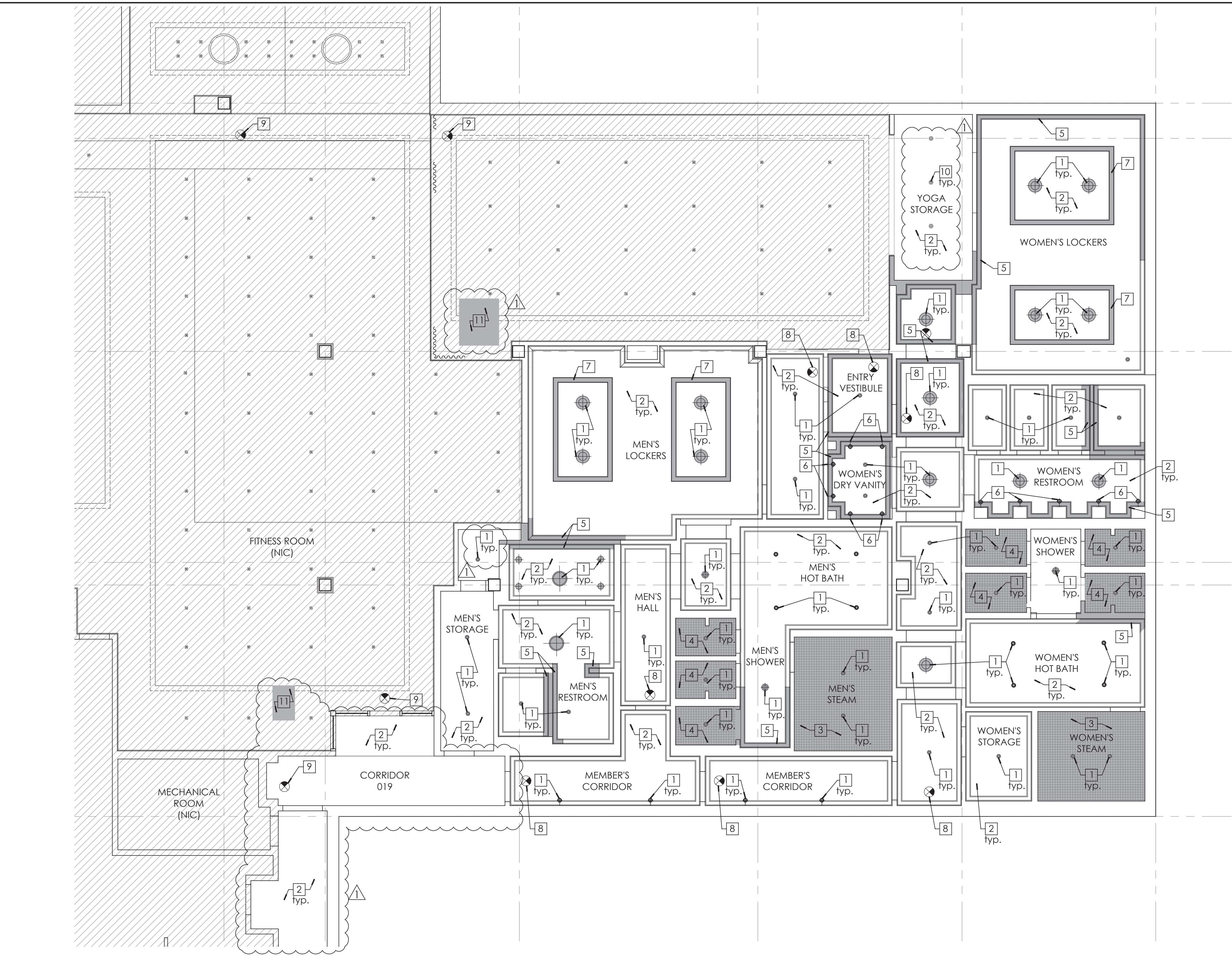
Enlarged Demolition Floor Plan

Scale
Date
Drawn By
Project No.
Drawing No.

As Noted
09-17-2021
19022

D2.01

PERMIT SET- ISSUED FOR CONSTRUCTION



1 Enlarged Demolition Reflected Ceiling Plan

Scale: 3/16" = 1' - 0"

-Existing fire alarm sprinkler and life safety components to remain undisturbed and operational for the duration of demolition and construction. Any items removed as required to facilitate work to be performed shall be promptly reinstalled in new or existing locations, to face of new construction as required and maintain code required coverage. Typical throughout.

-Any modifications to the life safety systems shall be performed as a design build system by a qualified contractor. Design build contractor shall assume the responsibility of preparing all documents needed to obtain all required permit while meeting all applicable codes. Typical throughout.

-All areas indicated as NIC shall be protected during demolition and construction. Typical.

-All mechanical VAV boxes, ducts, supply/ return, exhaust diffusers and grilles to be removed and replaced with new VAV boxes, ducts, diffusers and grilles per Mechanical drawings. Demolish/ patch and repair all ceilings as required for installation of new mechanical elements. Ceiling surfaces shall have a flush seamless appearance upon completion.

-All access panels throughout to be replaced with new GFRC access panels with a taped edge.

-Replace existing switches with new dim-able switches to be consistent with the rest of the recently renovated Fitness area.

-Crown molding throughout to remain and be protected during demolition and construction. Prepare to receive a new paint finish. Replace any damaged crown molding with new moldings to match existing adjacent for a seamless appearance.

-Existing speakers throughout to be removed. Replace with new speakers as shown in A2.02.

2 General Notes

N.T.S

- Existing lighting to be removed. Replace with new LED fixtures as indicated in the Enlarged Reflected Ceiling Plan A2.02. See Electrical drawings.
- Existing gyp. ceilings to remain and be prepared to receive a new paint finish, as scheduled. Demolish ceiling as required where spaces are being reconfigured and locations where new duct work is being installed. Patch and repair as required for a flush seamless finish.
- Existing tile finish, cementitious backer and stud framing to be removed at Steam Rooms ceilings. Prepare for installation of new sloped ceiling framing with Durock cement board, waterproofing, and tile finish as scheduled. See details and Finish Schedule.
- Tile finish on ceilings of Showers to be removed to stud framing above. Prepare for installation of new painted M.R. Gyp. board ceiling as scheduled.

3 Notes

N.T.S

- Remove Crown molding as required in locations where the spaces are being reconfigured per Floor Plan A2.01.
- Existing wall mounted sconces to be removed (or prepared to be relocated as applicable) from walls that are being demolished. Remove all wiring to source supply, as applicable. See Electrical drawings for additional information.
- Existing ceiling trim to be removed in locker room areas. Patch and repair the ceiling surface as required for a flush seamless finish.
- Exit signs to be removed and replaced with new LED Edgelit Exit signs, by Lithuania or approved equal, to be consistent with new exit signs being used throughout the Hotel Del Property. See A2.02 and Electrical drawings.

- All exit signs in the portions of the building that are not in scope shall remain and be protected throughout demolition and construction.

- Existing lights at the yoga storage area to remain. Relocate as required to center on the new opening.
- Coordinate the installation of new inline exhasut fans with Mechanical drawings. Temporarily demolish portions of ceilings for the new fan/ access panel installation and upon completion patch and repair ceiling surfaces as required for a seamless appearance.

- Indicates Elements NIC

- Indicates Elements to be Demolished

HOTEL DEL CORONADO.

Fitness Members Area Renovation

1500 Orange Avenue
Coronado, CA 92118



**González Architects
Hospitality**

Mechanical/Electrical/Plumbing Engineer

tk1sc Collaborative

4755 Eastgate Mall, Suite 150
San Diego, CA 92121
658.362.6800



Registration Seal

C-32509

Address

14 NE 1st Avenue, Suite 507

Miami, FL 33132

T +1 (305) 455-4216

Issued/Revised

No. Date Description

09-17-21 Permit Set

01-05-22 Owner Revisions

Drawing Title

1 Enlarged Demolition
Reflected Ceiling Plan

Scale As Noted

Date 09-17-2021

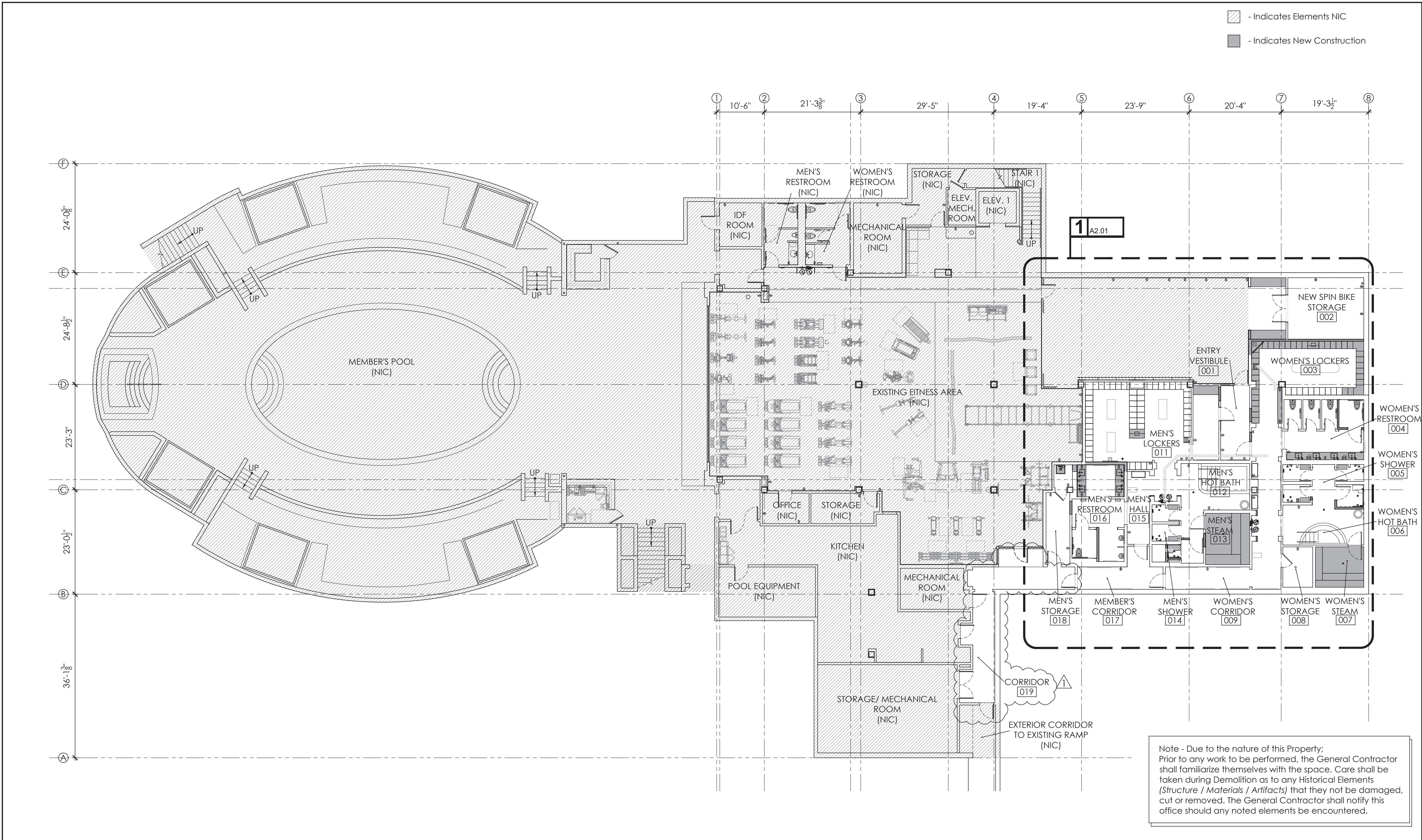
Drawn By

Project No. 19022

Drawing No.

D2.02

PERMIT SET- ISSUED FOR CONSTRUCTION



1 Overall Proposed Floor Plan

Scale: 3/32" = 1' - 0"

- All dimensions to be Field-Verified, prior to construction. Notify Architect in writing of any discrepancies.
- Required demolition and repair of areas that are necessary to provide the finished work, but not specifically or implicitly indicated in the plans, are the responsibility of the Contractor
- Any and all work required, demolition or otherwise, on other levels of the building to achieve the finished design intent indicated in the drawings shall be included in the Contractor's bid.
- Provide submittals for all fixtures for review prior to ordering.
- Fixtures to be installed/mounted such that no fixture protrudes more than 4" into the path of travel, from 27" AFF up to 80" AFF, typical.
- All new and/or existing penetrations (wall, floor, ceiling, shaft, etc) to be sealed per a tested UL rated assembly as required to maintain the rating of the assembly penetrated. Provide and submit to architect sonar scan of existing slab reinforcing prior to any coring. Submit all applicable assemblies for review prior to application/installation.

- Restore fireproofing of structural steel to maintain integrity of ratings. Notify Architect in writing of any deficient conditions encountered prior to placement of fireproofing.
- All thresholds (and sealed transitions) to be ADA-compliant: not to exceed $\frac{1}{2}"$ max. total with $\frac{1}{4}"$ vertical allowed and the remaining $\frac{1}{4}"$ beveled with a slope not steeper than 1:2. There shall be no changes in level exceeding $\frac{1}{4}"$ max. throughout the space. Verify all conditions in the field prior to shop drawing generation/fabrication/installation.
- Maximum cross slopes not to exceed 1:48.
- A minimum clearance of 32" shall be provided at all passageways, typical throughout the space.
- A minimum of 36" wide by 80" high wide path of travel to be maintained, throughout spaces.
- All elements that have been noted to be existing to remain shall be protected during demolition and construction.

- CFS** is "Clear Floor Space", to be maintained at all times. Notify Architect of any discrepancies.
- GC to confirm existing finish floor elevations to ensure no transitions exceed accessibility thresholds noted above. Notify Architect in writing of any deviations in field conditions.
- GC to familiarize him/herself with field conditions prior to commencement of work and notify Architect of any discrepancies or unforeseen conditions prior to commencement of work.
- All existing structural elements to remain and be protected during demolition and construction.
- Any modifications to the life safety systems shall be performed as a design build system by a qualified contractor. Design build contractor shall assume the responsibility of preparing all documents needed to obtain all required permits while meeting all applicable codes.

- Existing fire alarm sprinkler and life safety components to remain undisturbed and operational for the duration of demolition and construction. Any items removed as required to facilitate work to be performed shall be promptly reinstalled in new or existing locations, to face of new construction as required and maintain code required coverage.
- All signage to be replaced throughout member's area. Coordinate with properties signage consultant. Provide shop drawings and finish samples for approval prior to fabrication. All signage to be mounted in accordance with the CBC, refer to mounting height diagrams on A5.00.
- Contractor to provide allowance for sewer camera inspection to verify the condition of the existing sewer system and drains.

2 Notes

N.T.S

HOTEL DEL CORONADO.

Fitness Members Area Renovation

1500 Orange Avenue
Coronado, CA 92118



González Architects Hospitality

Mechanical/Electrical/Plumbing Engineer
1k1sc Collaborative
4755 Eastgate Mall, Suite 150
San Diego, CA 92121
658.362.6800



Registration Seal
C-32509
Address
14 NE 1st Avenue, Suite 507
Miami, FL 33132
T +1 (305) 455-4216

Issued/Revised		
No.	Date	Description
09-17-21	Permit Set	
01-05-21	Owner Revisions	

Drawing Title

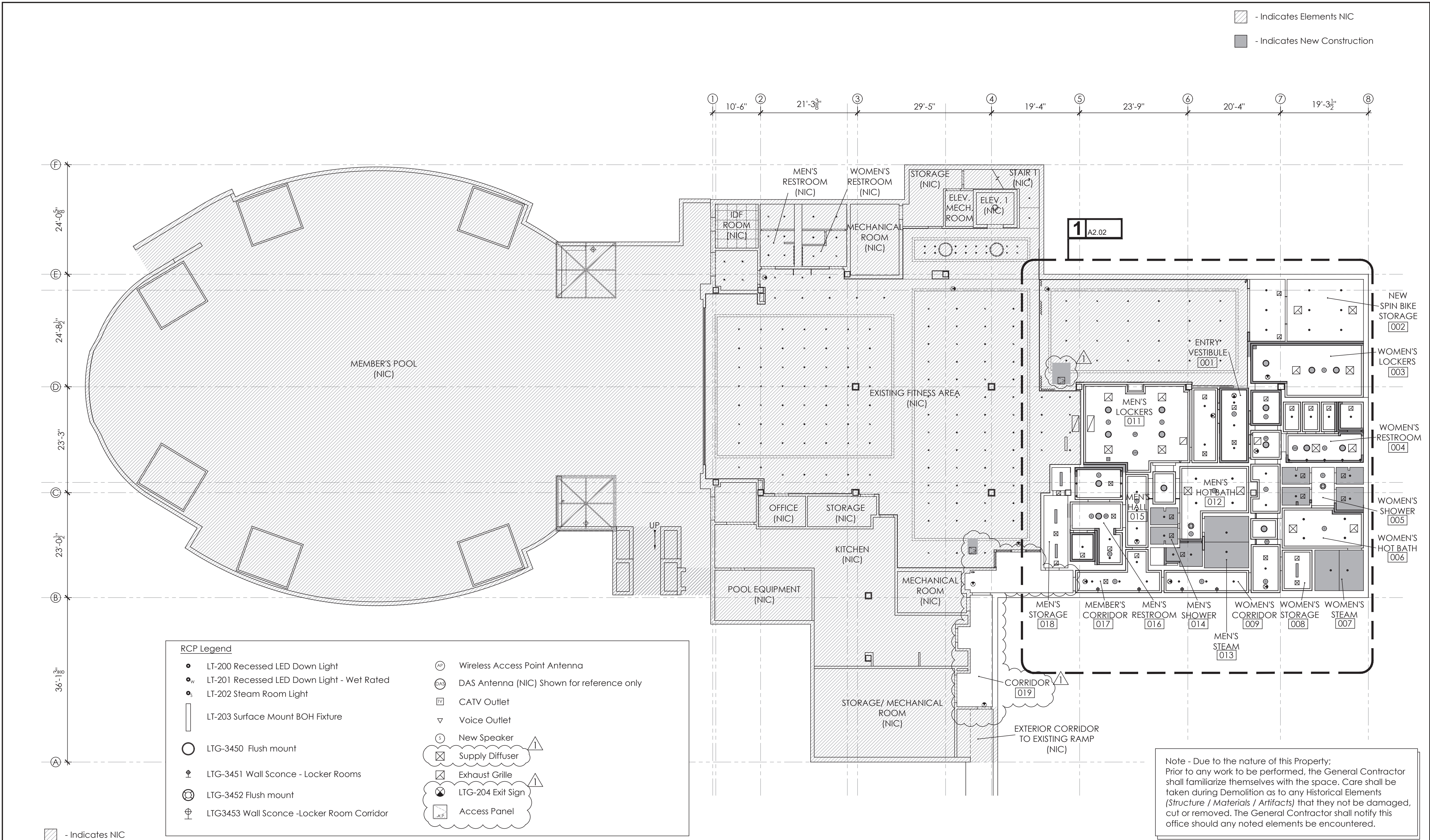
Overall Floor Plan

Scale
Date
Drawn By
Project No.
Drawing No.

As Noted
09-17-2021
19022

A1.01

PERMIT SET- ISSUED FOR CONSTRUCTION



1

Overall Proposed Reflected Ceiling Plan

Scale: 3/32" = 1' - 0"

-All dimensions to be Field-Verified, prior to construction. Notify Architect in writing of any discrepancies.

-Required demolition and repair of areas that are necessary to provide the finished work, but not specifically or implicitly indicated in the plans, are the responsibility of the Contractor

-Any and all work required, demolition or otherwise, on other levels of the building to achieve the finished design intent indicated in the drawings shall be included in the Contractor's bid.

-Provide submittals for all fixtures for review prior to ordering.

-Fixtures to be installed/mounted such that no fixture protrudes more than 4" into the path of travel, from 27" AFF up to 80" AFF, typical.

-All new and/or existing penetrations (wall, floor, ceiling, shaft, etc) to be sealed per a tested UL rated assembly as required to maintain the rating of the assembly penetrated. Provide and submit to architect sonar scan of existing slab reinforcing prior to any coring. Submit all applicable assemblies for review prior to application/installation.

2

Notes

N.T.S

-Restore fireproofing of structural steel to maintain integrity of ratings. Notify Architect in writing of any deficient conditions encountered prior to placement of fireproofing.

-All thresholds (and sealed transitions) to be ADA-compliant: not to exceed $\frac{1}{4}"$ max. total with $\frac{1}{4}"$ vertical allowed and the remaining $\frac{1}{4}"$ beveled with a slope not steeper than 1:2. There shall be no changes in level exceeding $\frac{1}{4}"$ max. throughout the space. Verify all conditions in the field prior to shop drawing generation/fabrication/installation.

-Maximum cross slopes not to exceed 1:48.

-A minimum clearance of 32" shall be provided at all passageways, typical throughout the space.

-A minimum of 36" wide by 80" high wide path of travel to be maintained, throughout spaces.

-All elements that have been noted to be existing to remain shall be protected during demolition and construction.

-CFS is "Clear Floor Space", to be maintained at all times. Notify Architect of any discrepancies.

-GC to confirm existing finish floor elevations to ensure no transitions exceed accessibility thresholds noted above. Notify Architect in writing of any deviations in field conditions.

-GC to familiarize him/herself with field conditions prior to commencement of work and notify Architect of any discrepancies or unforeseen conditions prior to commencement of work.

-All existing structural elements to remain and be protected during demolition and construction.

-Any modifications to the life safety systems shall be performed as a design build system by a qualified contractor. Design build contractor shall assume the responsibility of preparing all documents needed to obtain all required permits while meeting all applicable codes.

-Existing fire alarm sprinkler and life safety components to remain undisturbed and operational for the duration of demolition and construction. Any items removed as required to facilitate work to be performed shall be promptly reinstalled in new or existing locations, to face of new construction as required and maintain code required coverage.

-All signage to be replaced throughout fitness area. Coordinate with properties signage consultant. Provide shop drawings and finish samples for approval prior to fabrication. All signage to be mounted in accordance with the CBC, refer to mounting height diagrams on A5.00.

HOTEL DEL CORONADO.

Fitness Members Area Renovation

1500 Orange Avenue
Coronado, CA 92118



González Architects Hospitality

Mechanical/Electrical/Plumbing Engineer
1k1sc Collaborative
4755 Eastgate Mall, Suite 150
San Diego, CA 92121
658.362.6800



Registration Seal
C-32509
Address
14 NE 1st Avenue, Suite 507
Miami, FL 33132
T +1 (305) 455 4216

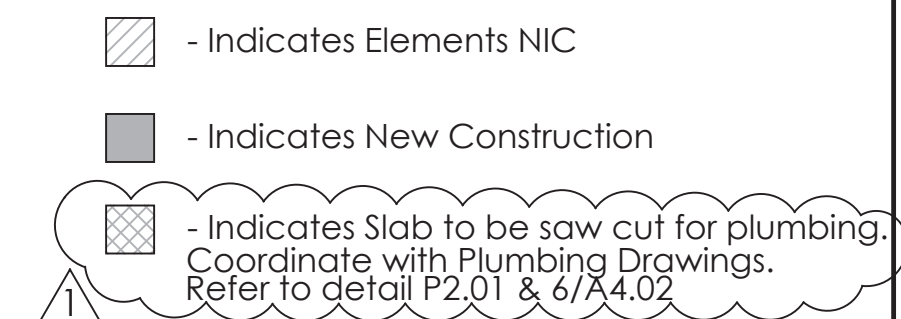
Issued/Revised		
No.	Date	Description
1	09-17-21	Permit Set
2	01-05-22	Owner Revisions

Drawing Title

Overall
Reflected Ceiling Plan

Scale	As Noted
Date	09-17-2021
Drawn By	
Project No.	19022
Drawing No.	

A1.02



Note - Due to the nature of this Property;
Prior to any work to be performed, the General Contractor shall familiarize themselves with the space. Care shall be taken during Demolition as to any Historical Elements (*Structure / Materials / Artifacts*) that they not be damaged, cut or removed. The General Contractor shall notify this office should any noted elements be encountered.

Scale: $3/16" = 1' - 0"$

- All outlets/ data / phone and cable jacks that are not specifically noted as being demolished shall remain, be protected during demolition and construction, and receive new face plates to match new. Typical throughout.
- All areas indicated as NIC shall be protected during demolition and construction.
- All existing structural elements to remain and be protected during demolition and construction, typical throughout.
- Existing FFE throughout to be replaced. Coordinate disposal / liquidation with ownership.
- Contractor to field verify all required maneuvering clearances at all doors. Please notify Architect in writing of any discrepancies.
- Contractor to provide allowance for sewer camera inspection to verify the condition of the existing sewer system and drains.
- Saw cut slab as required for the installation of new plumbing lines associated with the new swim suit dryers, water fountain relocation, and the new drain in the Men's ADA shower stall. Coordinate with Plumbing Drawings. Refer to detail 6/A4.02 for slab info after plumbing installation.

NTS

NTS

- | | | | | | |
|----|---|-------|--|-----|---|
| 1. | New wall infill to match construction of existing adjacent wall assembly. | 7. | New bath accessories at women's and men's restrooms. | 15. | New plumbing fixtures, accessories, and benches to replace existing with in-shower enclosures. Install new wall tile as scheduled, on waterproofing, over new Durock cement board, on existing stud framing. Provide new shower pan waterproofing and floor tile as scheduled. Floor drains to be replaced with new drains in existing locations, as scheduled. Existing slab and waterproofing shall not be disturbed unless otherwise noted. See finish schedule and details. |
| 2. | New wall partition as scheduled. See wall types. | 8. | New built-in millwork and electric mirrors at Men's Locker Room Entry and Women's Makeup counter. See elevations, specifications, and details. | 16. | Existing lockers to be refinished as scheduled to match designers sample. Locks shall be existing to remain and protected throughout demolition and construction. |
| 3. | New flooring and base throughout, as scheduled. See ID finish plan and details. | 9. | New/relocated electrical outlets as indicated. See Electrical drawings for additional information. | 17. | New vanity countertops at Men's and Women's rooms, as scheduled. See finish schedule and details. |
| 4. | New built-in storage millwork in Yoga room. See elevations and details. | 9.1. | New data and power for the use of a future work station. | 18. | Lockers indicated with shading shall be relocated as shown in the plan and refinished as scheduled to match the designer's sample. Locks shall be replaced with new locks. |
| 5. | New bottle filler / high low water fountain. The fountain shall only protrude 4" max. into path of travel per California accessibility code. See enlarged plan and elevations. Build-out wing walls on either side as required. | 10. | New door and hardware as scheduled. See door schedule. | 19. | Provide new stone counter tops at locker room towel drops as scheduled. See finish schedule. |
| 6. | New plumbing fixtures throughout Women's and Men's restrooms, as scheduled. Fixtures to be reinstalled in the same general location as the existing fixtures. Relocate as required for accessible clearances. See enlarged restroom plan for accessible showers and water closets. Floor drains to be replaced with new drains in existing locations, as scheduled. Mop sink and Faucet to be removed and replaced with a new fixture, faucet, and stainless steel wall guard in the BOH area, as scheduled. Patch and repair surrounding drywall surfaces as required. | 11. | New wall finishes throughout. See interior elevations and finish schedule. | 20. | Back of house rooms to receive new VTF flooring, base, wall finishes and LED lighting, U.O.N. |
| | | 11.1. | New paint finish on all walls, chair rails / crown moldings / and base boards at Corridor 019, as scheduled. | 21. | New scale as scheduled. Provide provide as required. |
| | | 12. | New water line tile at Hot Spas to replace existing. Interior finish and coping at the Hot spas to be repaired as required for a like new appearance. | | |
| | | 13. | New wall tile in Hot Spa Room, as scheduled, to be installation over waterproofing on new Durock cement board, on existing stud framing. | | |
| | | 14. | New tile flooring within Hot Spa, restroom and shower areas. All tile flooring to be installed on thin set over new waterproofing, on slab below. See finish schedule and details. | | |

22. All new tile/ stone finishes on floors, ceilings, walls, and bench seating with in the Men's and Women's Steam Rooms, as scheduled. Install tile/ stone over new waterproofing on new Durock cement board. Existing Glass Doors & hardware to be replaced with a new glass door and hardware. All steam room equipment and controls to be removed and replaced with new equipment and controls. Drain grates to be replaced new drain grates to match existing in existing locations. Contractor to verify the condition of the existing steam generator equipment and to provide a credit to ownership if the equipment does not need to be replaced.
23. New accessible shower. See enlarged plan and details.
24. New TVs installed in locker rooms. Provide cable, power, and data as required. See low voltage drawings from AV consultant.
25. New bathing suit dryer. Provide power and drain as required. See Electrical and Plumbing drawings.
26. Add a new drain in the new Men's ADA shower stall. Waterproofing shall be patched where trenching for the new drain line is required. Waterproofing shall be 120 mil min. with welded seams. See Detail.
27. Floor drain grates to be removed and replaced with new drain grates to match existing.

Fitness

Members Area

Renovation

1500 Orange Avenue
Coronado, CA 92118




González Architects
Hospitality

Mechanical/Electrical/Plumbing Engineer
tk1sc Collaborative
4755 Eastgate Mall, Suite 150
San Diego, CA 92121
858.362.6800

Registration Seal
C-32509

Address
14 NE 1st Avenue, Suite 507
Miami, FL 33132
T +1 (305) 455 4216

Issued/Revised		
No	Date	Description
	09-17-21	Permit Set
	01-05-22	Owner Revisions

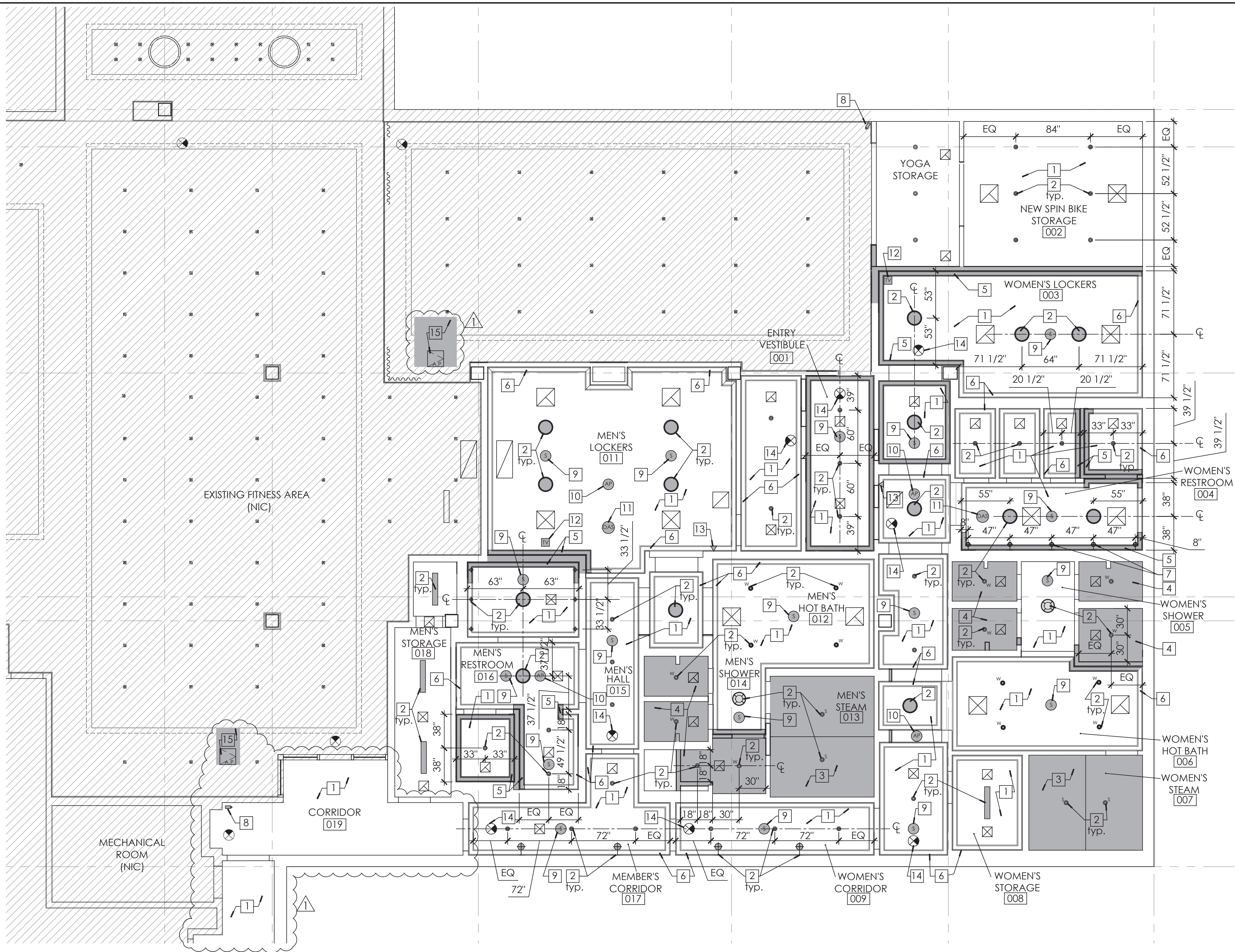
Drawing Title

Enlarged Floor Plan

Scale	As Noted
Date	09-17-2021
Drawn By	
Project No.	19022
Drawing No.	

A2.01

PERMIT SET- ISSUED FOR CONSTRUCTION



1 Enlarged Proposed Reflected Ceiling Plan

Scale: 3/16" = 1'-0"

-Existing fire alarm sprinkler and life safety components to remain undisturbed and operational for the duration of demolition and construction. Any items removed as required to facilitate work to be performed shall be promptly reinstalled in new or existing locations, to face of new construction as required and maintain code required coverage. Typical throughout.

-Any modifications to the life safety systems shall be performed as a design build system by a qualified contractor. Design build contractor shall assume the responsibility of preparing all documents needed to obtain all required permit while meeting all applicable codes. Typical throughout.

-All areas indicated as NIC shall be protected during demolition and construction. Typical.

-All mechanical VAV boxes, ducts, supply/ return, exhaust diffusers and grilles to be removed and replaced with new VAV boxes, ducts, diffusers and grilles per Mechanical drawings. Demolish/ patch and repair all ceilings as required for installation of new mechanical elements. Ceiling surfaces shall have a flush seamless appearance upon completion.

-All access panels throughout to be replaced with new GFRC access panels with a taped edge.

-Replace existing switches with new dim-able switches to be consistent with the rest of the recently renovated Fitness area.

-Crown molding throughout to remain and be protected during demolition and construction. Prepare to receive a new paint finish. Replace any damaged crown molding with new moldings to match existing adjacent for a seamless appearance.

2 General Notes

N.T.S

1. New paint finish on existing gypsum ceiling throughout, as scheduled. Patch and repair all ceiling surfaces as required for a flush seamless finish. Provide new painted, suspended gypsum ceilings in locations where walls are being reconfigured as required to match existing adjacent ceilings.

2. New LED lighting throughout, as scheduled, to replace existing lighting in existing location unless otherwise indicated. See electrical drawings.

3. New sloped tile ceilings in Steam Rooms, as scheduled, on new waterproofing on new Durack cement board on new framing. See Finish Schedule and details.

4. New painted M.R. gypsum ceilings in shower areas. Ceiling height to match existing adjacent ceilings. See finish schedule.

5. New crown molding in areas where walls have been reconfigured. Crown molding profile and finish to match existing adjacent for a seamless transition.

2 Notes

N.T.S

6. New paint finish on existing crown molding throughout. See finish schedule.

7. Existing wall mounted sconces to be relocated as indicated, from walls that are being demolished. See Electrical drawings for additional information.

8. New CCTV security camera. Provide (1) Blue CAT6 Cable to each camera location, to home run to Fitness IDF room. Camera's to be ceiling mounted. Provide 3/4" conduit to above ceiling space. See Low Voltage consultant's documents for additional information.

9. New Speakers throughout locker rooms as indicated. See A/V drawings for additional information.

10. New Wireless Access Point Antenna. Provide (1) Yellow CAT6 CMR Cable to each WAP location, to home run to Fitness IDF room. WAP to be located above the ceiling unless otherwise noted. Install 12"x12" GFRC access panel in adjacent ceiling. See Low Voltage consultant's documents for additional information.

11. Existing DAS Antenna to remain and be protected during demolition and construction.

12. New CATV Outlet. Provide (1) RG6 and (1) CAT6 cable (UON). See Interior Elevations for outlet heights. Provide 3/4" conduit/ENT to above ceiling space. See Low Voltage consultant's documents for additional information.

13. New voice outlet with phone studs. Provide (1) white CAT6 CMR cable to each location, to home run to Fitness IDF room. Voice outlet to be 48" AFF. Provide 3/4" conduit to above ceiling space and turn towards corridor. See I/T consultant's documents for additional information.

14. Exit signs to be replaced with new LED Edgelit Exit signs, by Lithuania (EDGR-blank-1-GMR-EL) or approved equal, to be consistent with new exit signs being used throughout the Hotel Del Property. Exit signs locations shall be altered or a new exit sign shall be provided as indicated in Reflected Ceiling Plan. See Electrical drawings.

15. Coordinate the installation of new inline exhaust fans with Mechanical drawings. Temporarily demolish portions of ceilings for the new fan/ access panel installation and upon completion patch and repair ceiling surfaces as required for a seamless appearance. Access panels to be GFRC access panels with a taped edge.

- Indicates Elements NIC

- Indicates New Construction

RCP Legend

- LT-200 Recessed LED Down Light
- LT-201 Recessed LED Down Light - Wet Rated
- LT-202 Steam Room Light

LT-203 Surface Mount BOH Fixture

LTG-3450 Flush mount

LTG-3451 Wall Sconce - Locker Rooms

LTG-3452 Flush mount

LTG-3453 Wall Sconce -Locker Room Corridor

CCTV Security Camera Outlet

Wireless Access Point Antenna

DAS Antenna (NIC) Shown for reference only

CATV Outlet

Voice Outlet

New Speaker

Supply Diffuser

Exhaust Grille

LTG-204 Exit Sign

Access Panel

Note - Due to the nature of this Property; Prior to any work to be performed, the General Contractor shall familiarize themselves with the space, Care shall be taken during Demolition as to any Historical Elements (Structure / Materials / Artifacts) that they not be damaged, cut or removed. The General Contractor shall notify this office should any noted elements be encountered.

HOTEL DEL CORONADO.

Fitness Members Area Renovation

1500 Orange Avenue
Coronado, CA 92118



**González Architects
Hospitality**

Mechanical/Electrical/Plumbing Engineer

tk1sc Collaborative

4755 Eastgate Mall, Suite 150

San Diego, CA 92121

658.362.6800



Registration Seal
C-32509

Address
14 NE 1st Avenue, Suite 507
Miami, FL 33132
T +1 (305) 455-4216

Issued/Revised

No.	Date	Description
09-17-21	Permit Set	
01-05-22	Owner Revisions	

Drawing Title

Enlarged
Reflected Ceiling Plan

Scale As Noted

Date 09-17-2021

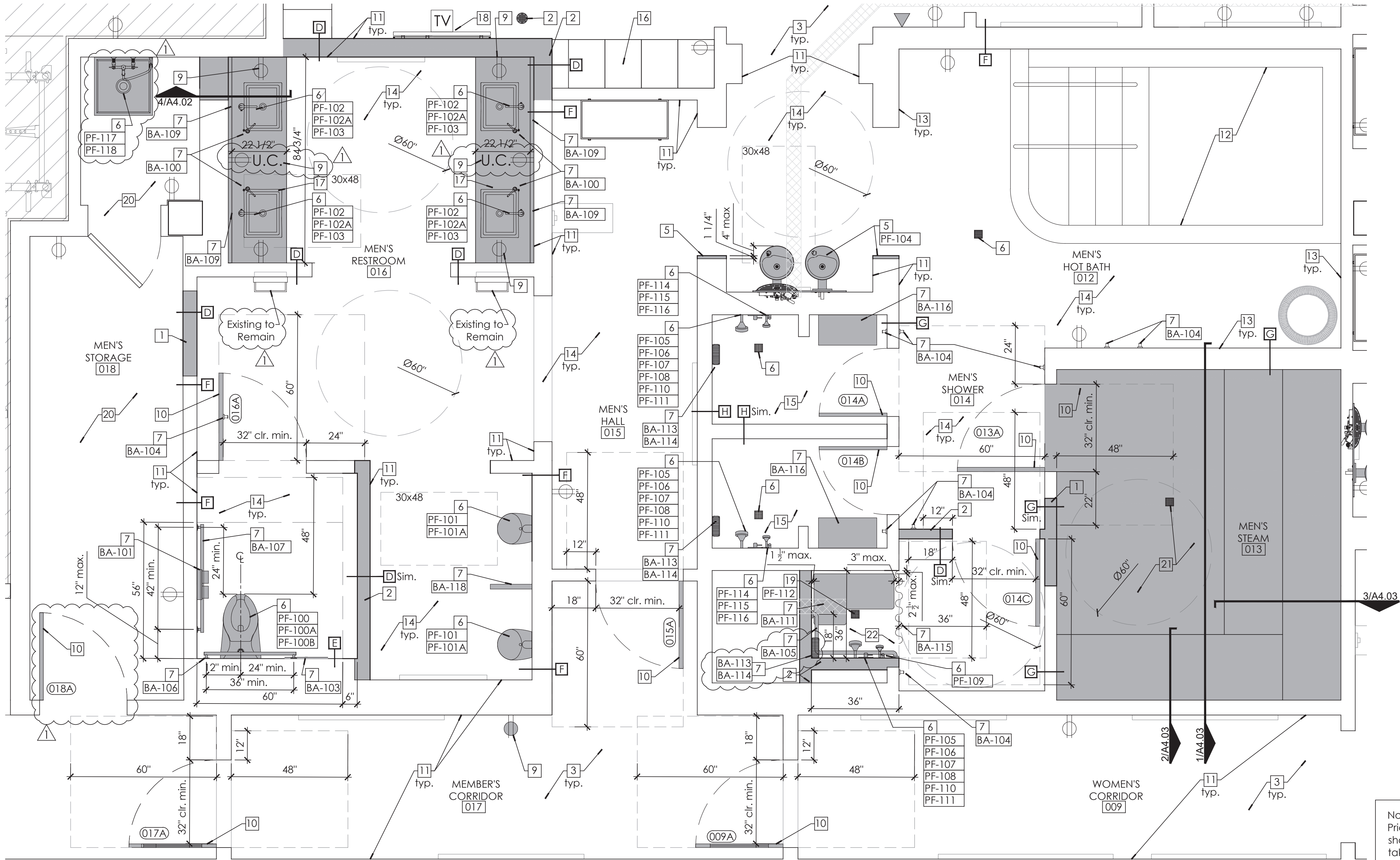
Drawn By

Project No. 19022

Drawing No.

A2.02

- Indicates Elements NIC
- Indicates New Construction



Note - Due to the nature of this Property;
Prior to any work to be performed, the General Contractor shall familiarize themselves with the space, Care shall be taken during Demolition as to any Historical Elements (Structure / Materials / Artifacts) that they not be damaged, cut or removed. The General Contractor shall notify this office should any noted elements be encountered.

1 Enlarged Proposed Floor Plan

Scale: 1/2" = 1' - 0"

- All outlets/ data / phone and cable jacks that are not specifically noted as being demolished shall remain, be protected during demolition and construction, and receive new face plates to match new. Typical throughout.
- All areas indicated as NIC shall be protected during demolition and construction.
- All existing structural elements to remain and be protected during demolition and construction, typical throughout.
- Existing FFE throughout to be replaced. Coordinate disposal / liquidation with ownership.
- Contractor to field verify all required maneuvering clearances at all doors. Please notify Architect in writing of any discrepancies.
- Contractor to provide allowance for sewer camera inspection to verify the condition of the existing sewer system and drains.
- Saw cut slab as required for the installation of new plumbing lines associated with the new swim suit dryers, water fountain relocation, and the new drain in the Men's ADA shower. Coordinate with Plumbing Drawings. Refer to detail 6/A4.02 for slab infill after plumbing installation.

2 General Notes

N.T.S

- New wall infill to match construction of existing adjacent wall assembly.
- New wall partition as scheduled. See wall types.
- New flooring and base throughout, as scheduled. See ID finish plan and details.
- Not Used
- New bottle filler / high low water fountain. The fountain shall only protrude 4" max. into path of travel per California accessibility code. See Elevations, Mounting Height Diagram, and Plumbing Drawings. Build-out wing walls on either side as required.

3 Notes

N.T.S

- New plumbing fixtures throughout Women's and Men's restrooms, as scheduled. Fixtures to be reinstalled in the same general location as the existing fixtures. Relocate as required for accessible clearances. Floor drains to be replaced with new drains in existing locations, as scheduled. Mop sink and Faucet to be removed and replaced with a new fixture, faucet, and stainless steel wall guard in the BOH area, as scheduled. Patch and repair surrounding drywall surfaces as required.
- New bath accessories at women's and men's restrooms.
- Not used.
- New/relocated electrical outlets as indicated. See Electrical drawings for additional information.
- New door and hardware as scheduled. See door schedule.
- New wall finishes throughout. See interior elevations and finish schedule.
- New water line tile at Hot Spas to replace existing. Interior finish and coping at the Hot Spas to be repaired as required for a like new appearance.
- New wall tile in Hot Spa Room, as scheduled, to be installation over waterproofing on new Durrock cement board, on existing stud framing.

- New tile flooring within Hot Spa, restroom and shower areas. All tile flooring to be installed on thin set over new waterproofing, on slab below. See finish schedule and details.
- New plumbing fixtures, accessories, and benches to replace existing with-in shower enclosures. Install new wall tile as scheduled, on waterproofing, over new Durrock cement board, on existing stud framing. Provide new shower pan waterproofing and floor tile as scheduled. Floor drains to be replaced with new drains in existing locations, as scheduled. Existing slab and waterproofing shall not be disturbed unless otherwise noted. See finish schedule and details.
- Existing lockers to be refinished as scheduled to match designers sample. Locks shall be replaced with new locks as scheduled.
- New vanity countertops at Men's and Women's rooms, as scheduled. See finish schedule and details.
- New TVs installed in locker rooms. Provide cable, power, and data as required. See low voltage drawings from AV consultant.

- Add a new drain in the new Men's ADA shower stall. Waterproofing shall be patched where trenching for the new drain line is required. Waterproofing shall be 120 mil min. with welded seams. See Detail.
- Back of house rooms to receive new VTF flooring, base, wall finishes and LED lighting, U.O.N.
- All new tile/ stone finishes on floors, ceilings, walls, and bench seating with in the Men's and Women's Steam Rooms, as scheduled. Install tile/ stone over new waterproofing on new Durrock cement board. Existing Glass Doors & hardware to be replaced with a new glass doors and hardware. All steam room equipment and controls to be removed and replaced with new equipment and controls. Drain grate to be removed and replaced with new drain grate to match existing in existing locations. Contractor to verify the condition of the existing steam generator equipment and to provide a credit to ownership if the equipment does not need to be replaced.
- New ADA Transfer shower, with accessible fold down transfer shower seat, grab bars, adjustable shower spray unit, and shower curtain with accessible loop baton. See Plumbing fixture and Accessory Legends.
- Floor drain grates to be removed and replaced with new drain grates to match existing.

HOTEL DEL CORONADO.

Fitness Members Area Renovation

1500 Orange Avenue
Coronado, CA 92118



González Architects
Hospitality

Mechanical/Electrical/Plumbing Engineer
1k1sc Collaborative
4755 Eastgate Mall, Suite 150
San Diego, CA 92121
658.362.6800



Registration Seal
C-32509
Address
14 NE 1st Avenue, Suite 507
Miami, FL 33132
T +1 (305) 455-4216

Issued/Revised		
No.	Date	Description
09-17-21	Permit Set	
01-05-22	Owner Revisions	

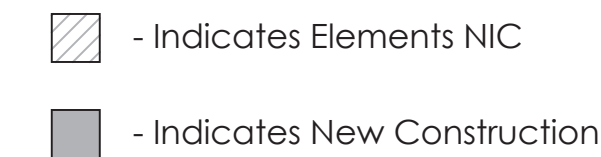
Drawing Title

Enlarged Men's
Locker Room Floor Plan

Scale
Date
Drawn By
Project No.
Drawing No.

As Noted
09-17-2021
19022

A2.03



PERMIT SET: ISSUED FOR CONSTRUCTION

All outlets/ data/ phone and cable jacks that are not specifically noted as being demolished shall remain, be protected during demolition and construction, and receive new face plates to match new. Typical throughout.

All areas indicated as NIC shall be protected during demolition and construction.

All existing structural elements to remain and be protected during demolition and construction, typical throughout.

Existing FFE throughout to be replaced. Coordinate disposal / liquidation with ownership.

Contractor to field verify all required maneuvering clearances at all doors. Please notify Architect in writing of any discrepancies.

Contractor to provide allowance for sewer camera inspection to verify the condition of the existing sewer system and drains.

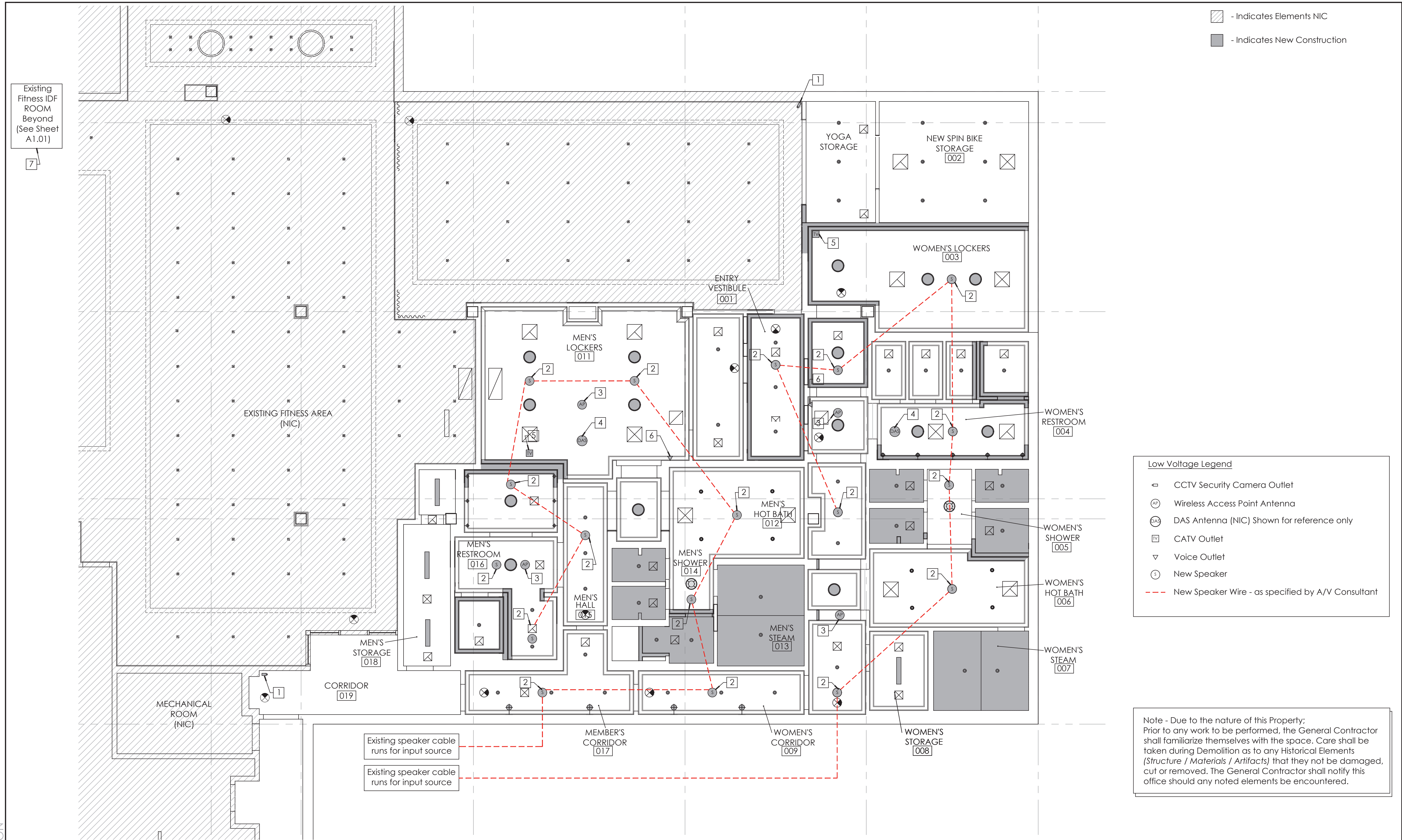
3 Notes

- $\triangle 1$

22. New ADA shower, with accessible fold down shower seat, grab bars, and adjustable shower spray unit. See Elevations, Accessible Mounting Heights, and Plumbing Fixture and Accessory Legends.



PERMIT SET- ISSUED FOR CONSTRUCTION



1 Low Voltage Plan

Scale: 3/16" = 1' - 0"

-Refer to A/V and I/T consultants documents for any additional information.

-E.C. is responsible to provide and install all properly sized conduits based on the latest NEC codes with pull string; bushings; and all sleeves.

-E.C. to provide and install all ENT and 4" Square Box/SG Mud Ring outlet boxes.

-GC to provide and install (12" x 12") approved GFCR access panels for WAP locations where required.

-All access panels throughout to be replaced with new GFRC access panels with a taped edge.

-Test and Label all low voltage wiring.

-DAS shown for reference only (NIC)

1. New CCTV security camera. Provide (1) Blue CAT6 Cable to each camera location, to home run to Fitness IDF room. Camera's to be ceiling mounted. Provide $\frac{3}{4}$ " conduit to above ceiling space. See I/T consultant's documents for additional information.
2. New Speakers throughout locker rooms as indicated. See A/V drawings for additional information.
3. New Wireless Access Point Antenna. Provide (1) Yellow CAT6 CMR Cable to each WAP location, to home run to Fitness IDF room. WAP to be located above the ceiling unless otherwise noted. See I/T consultant's documents for additional information.

4. Existing DAS Antenna to remain and be protected during demolition and construction.
5. New CATV Outlet. Provide (1) RG6 and (1) CAT6 cable (UON). See Interior Elevations for outlet heights. Provide $\frac{3}{4}$ " conduit/ENT to above ceiling space. See I/T consultant's documents for additional information.
6. New voice outlet with phone studs. Provide (1) white CAT6 CMR cable to each location, to home run to Fitness IDF room. Voice outlet to be 48" AFF. Provide $\frac{3}{4}$ " conduit to above ceiling space and turn towards corridor. See I/T consultant's documents for additional information

7. All CAT6 wiring to home run to Fitness IDF room and terminate at existing patch panel. See I/T consultant's documents for additional information.

2 General Notes

N.T.S

2 Notes

N.T.S

- Indicates Elements NIC
- Indicates New Construction

Low Voltage Legend

- CCTV Security Camera Outlet
- Wireless Access Point Antenna
- DAS Antenna (NIC) Shown for reference only
- CATV Outlet
- Voice Outlet
- New Speaker
- New Speaker Wire - as specified by A/V Consultant

Note - Due to the nature of this Property; Prior to any work to be performed, the General Contractor shall familiarize themselves with the space, Care shall be taken during Demolition as to any Historical Elements (Structure / Materials / Artifacts) that they not be damaged, cut or removed. The General Contractor shall notify this office should any noted elements be encountered.

HOTEL DEL CORONADO.

Fitness Members Area Renovation

1500 Orange Avenue
Coronado, CA 92118



González Architects
Hospitality

Mechanical/Electrical/Plumbing Engineer
K1sc Collaborative
4755 Eastgate Mall, Suite 150
San Diego, CA 92121
618.362.4800



Registration Seal
C-32509
Address
14 NE 1st Avenue, Suite 507
Miami, FL 33132
T +1 (305) 455 4216

Issued/Revised
No. Date Description
09-17-21 Permit Set

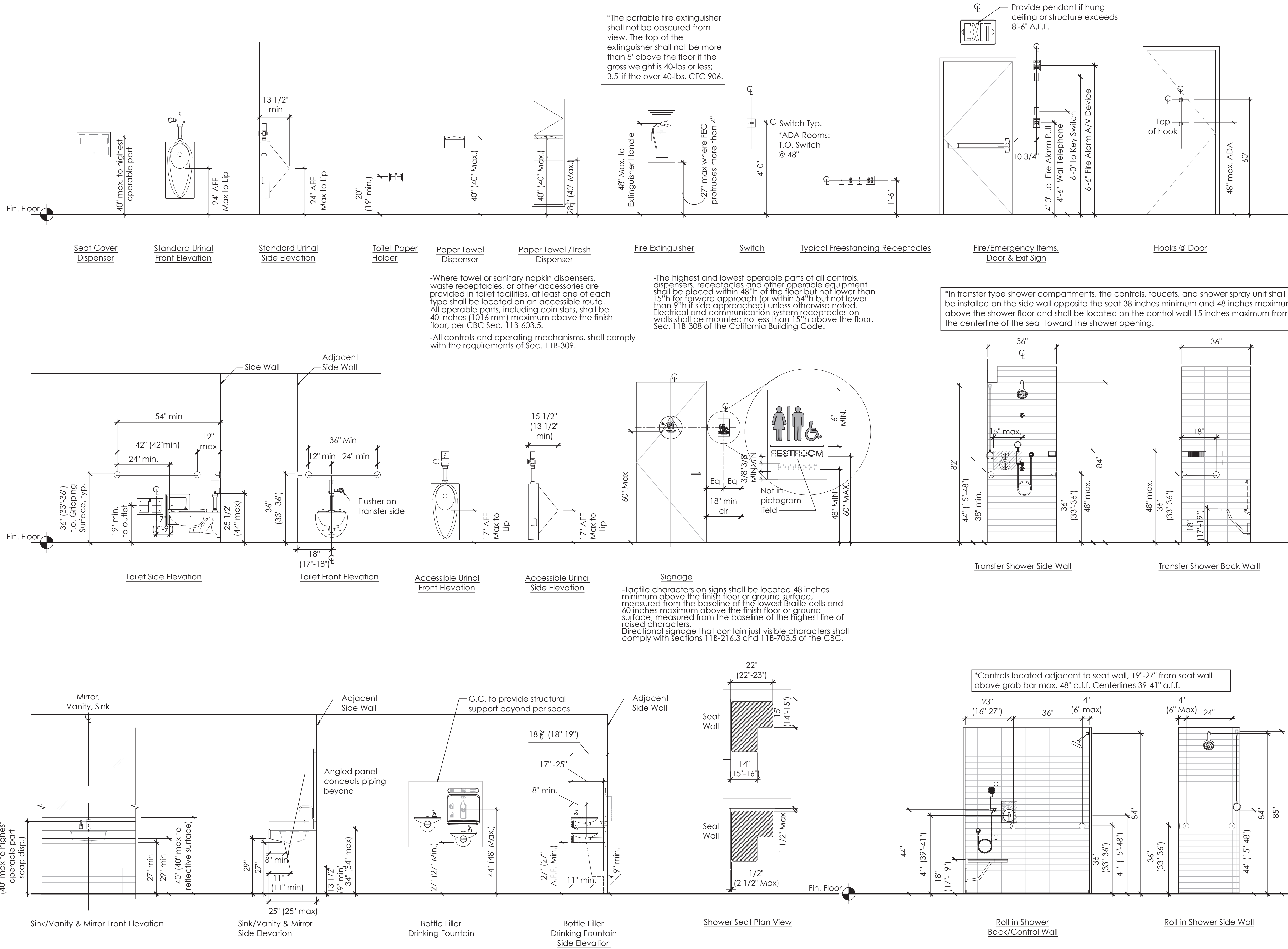
Drawing Title

Low Voltage Plan

Scale As Noted
Date 09-17-2021
Drawn By
Project No. 19022
Drawing No.

A2.05

PERMIT SET- ISSUED FOR CONSTRUCTION



HOTEL DEL CORONADO.

Fitness Members Area Renovation

1500 Orange Avenue
Coronado, CA 92118



González Architects Hospitality

Mechanical/Electrical/Plumbing Engineer
tk1sc Collaborative
4755 Eastgate Mall, Suite 150
San Diego, CA 92121
658.362.6800



Registration Seal
C-32509
Address
14 NE 1st Avenue, Suite 507
Miami, FL 33132
1 +1 (305) 455 4216

Issued/Revised
No. Date Description
09-17-21 Permit Set

Drawing Title

Typical
Mounting Heights

Scale As Noted
Date 09-17-2021
Drawn By
Project No. 19022
Drawing No.


A3.01

1500 Orange Avenue
Coronado, CA 92118



González Architects
Hospitality

Mechanical/Electrical/Plumbing Engineer
tk1sc Collaborative
4755 Eastgate Mall, Suite150
San Diego, CA 92121
858.362.6800



Registration Seal
C-32509

Address
14 NE 1st Avenue, Suite 50
Miami, FL 3313
T +1 (305) 455 421

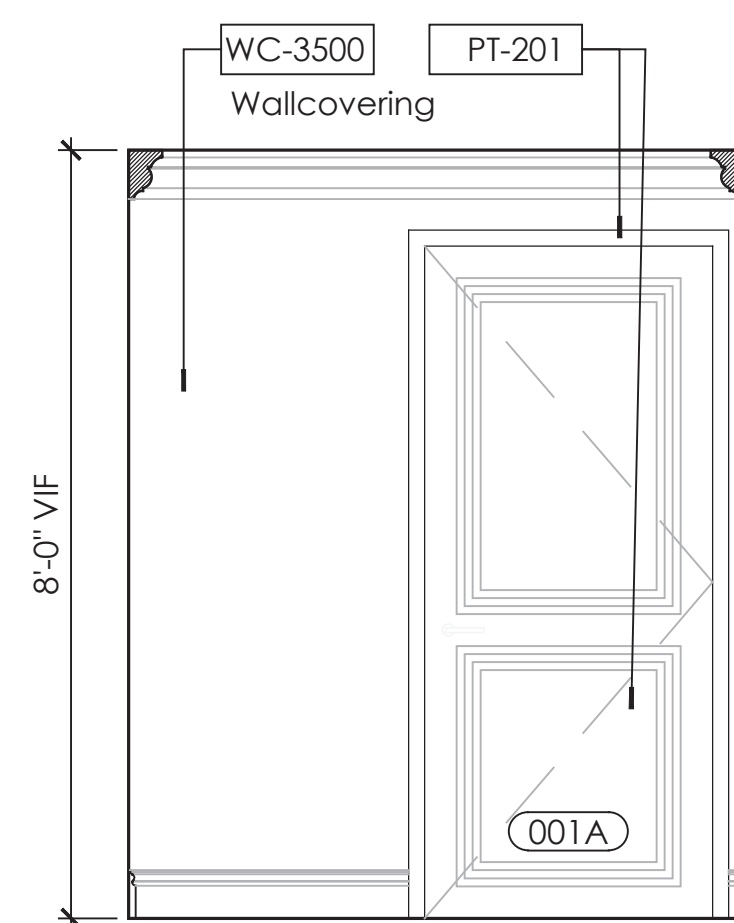
Issued/Revised		
No	Date	Description
	09-17-21	Permit Set

Drawing Title

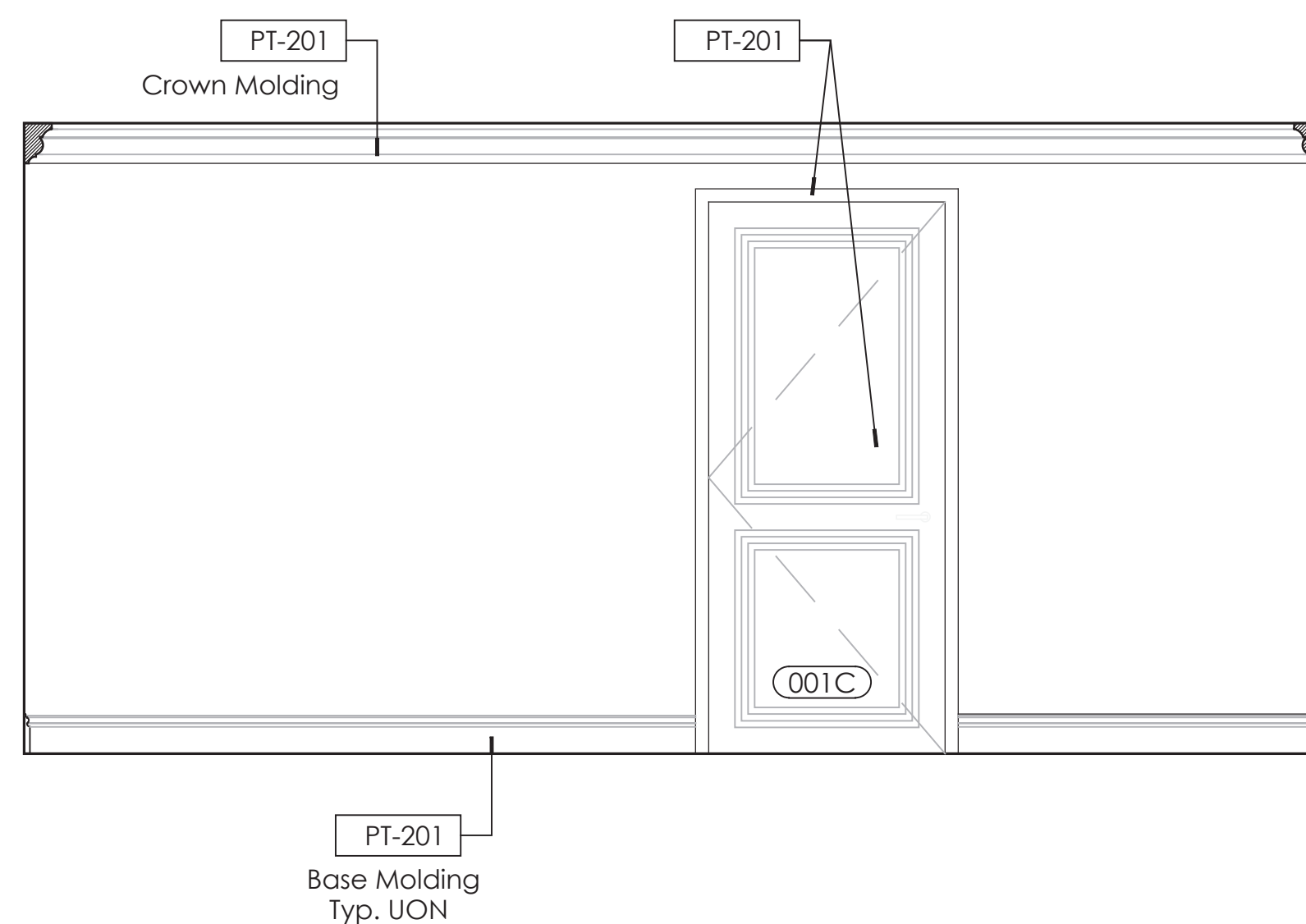
Fitness
Members Area
Interior Elevations

Scale	As Noted
Date	09-17-2020
Drawn By	
Project No.	1902
Drawing No.	

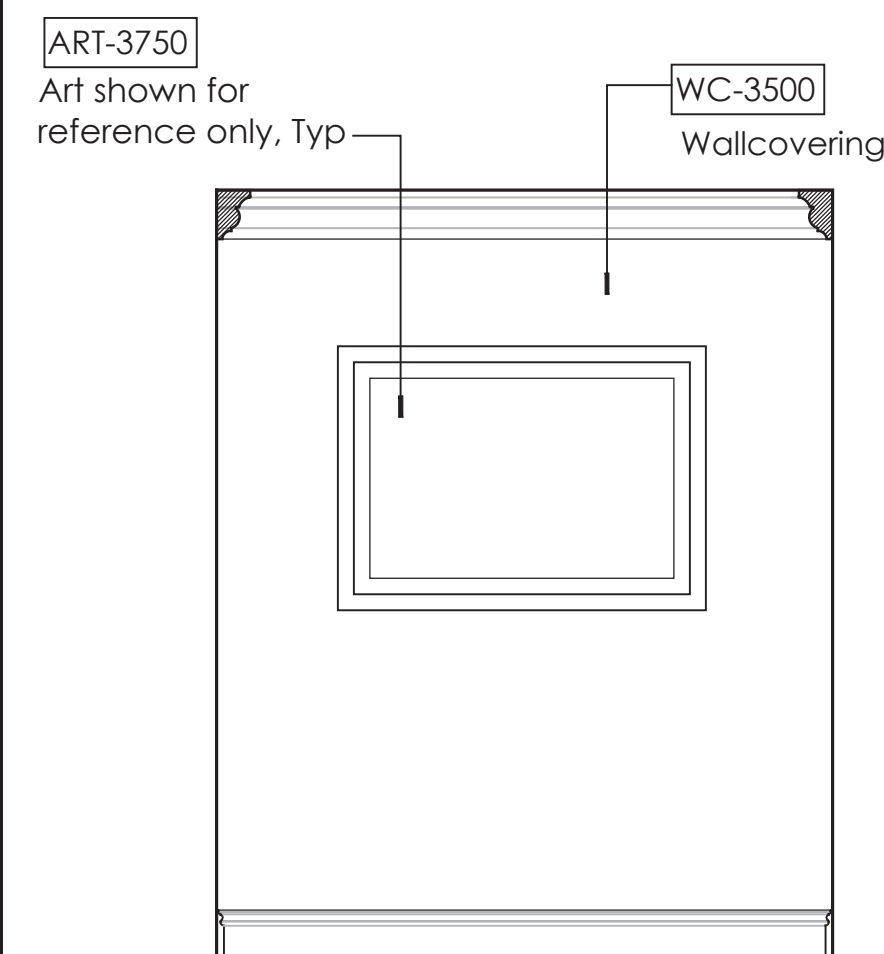
A3.02



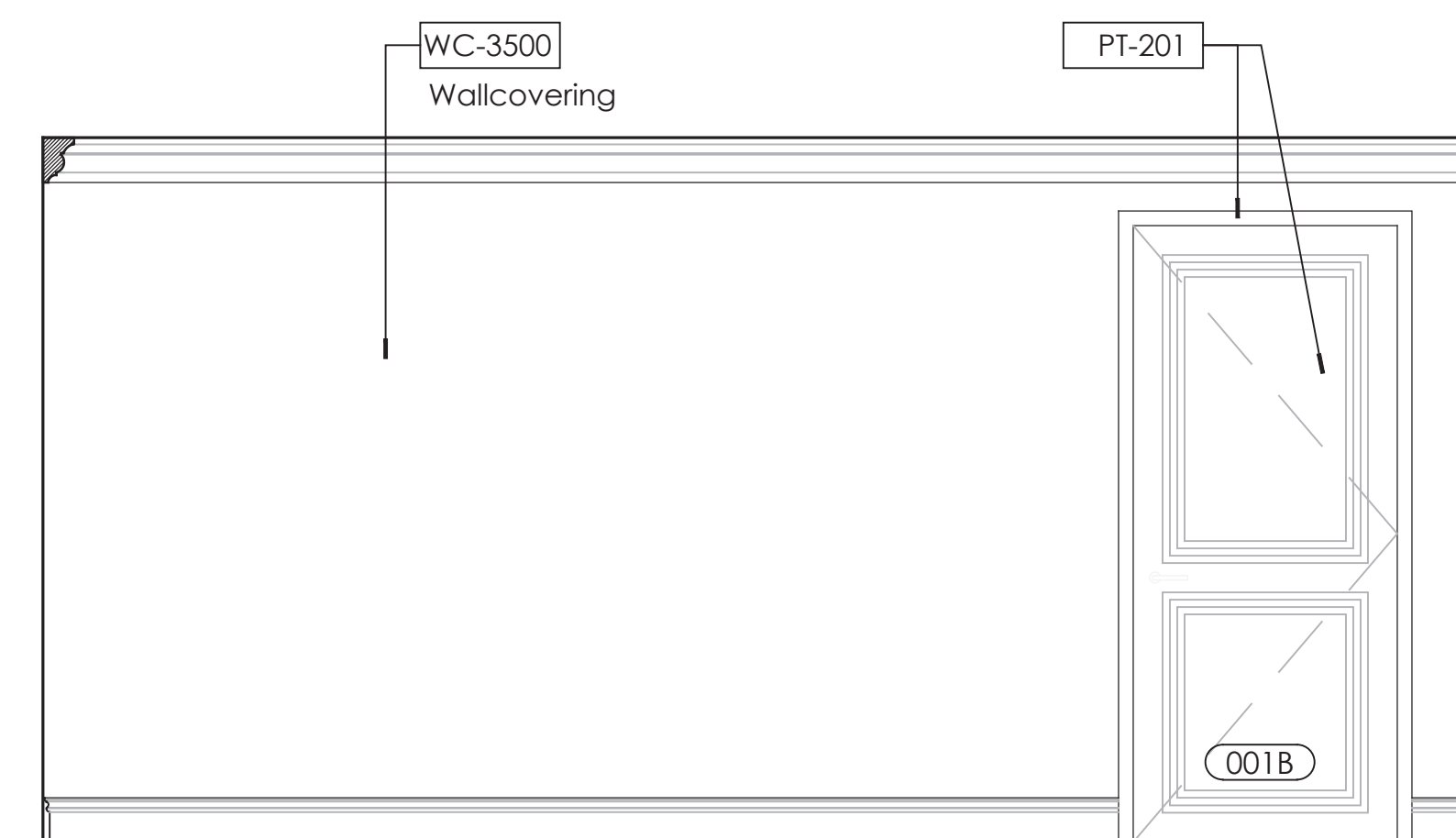
1	Vestibule Interior Elev. 1/2" = 1' - 0"
---	--



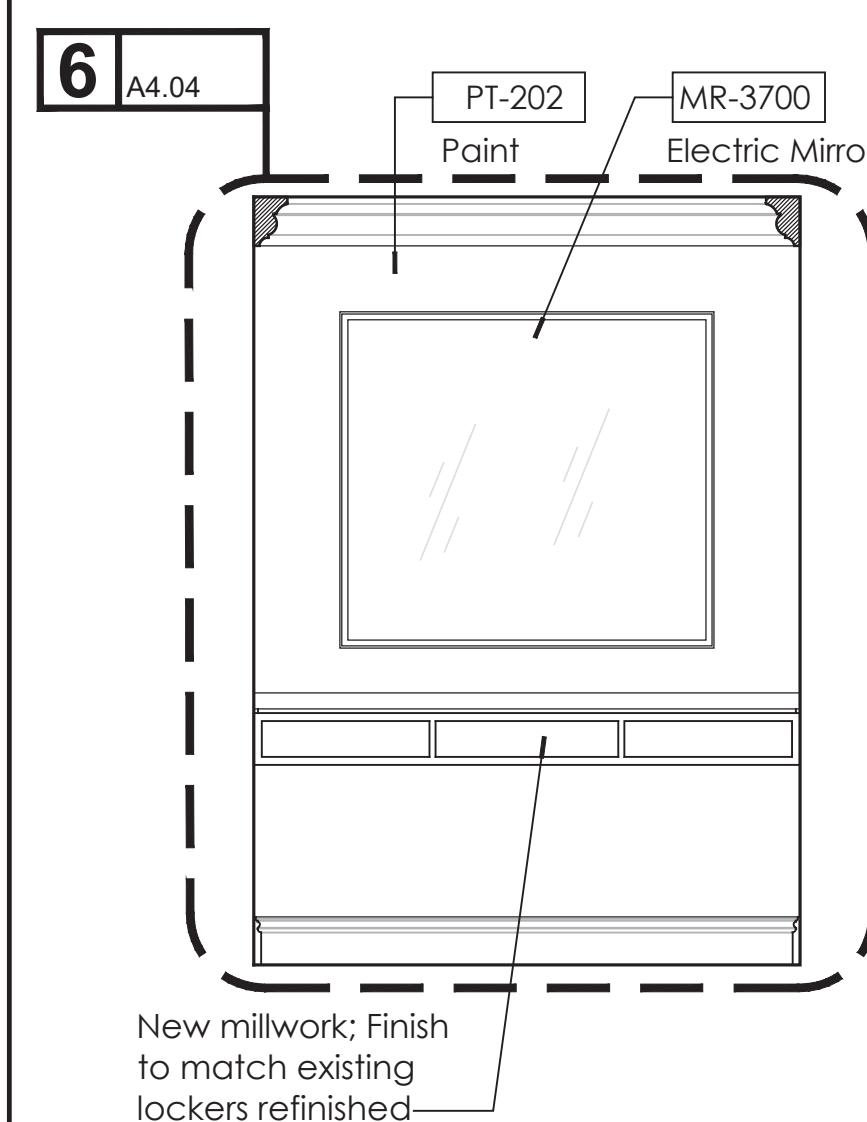
2	Vestibule Interior Elevation 1/2" = 1' - 0"
---	--



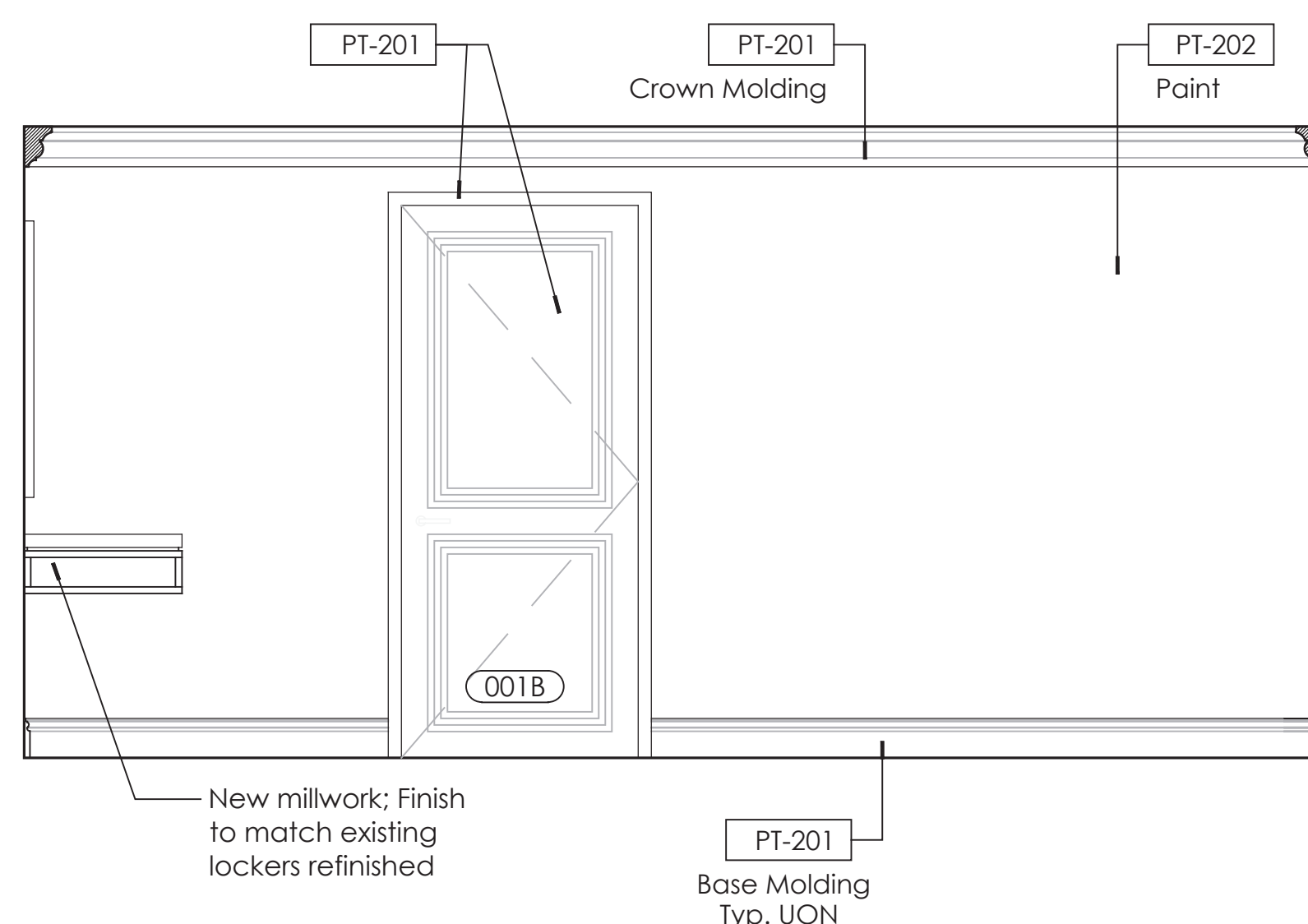
3	Vestibule Interior Elev. 1/2" = 1' - 0"
---	--



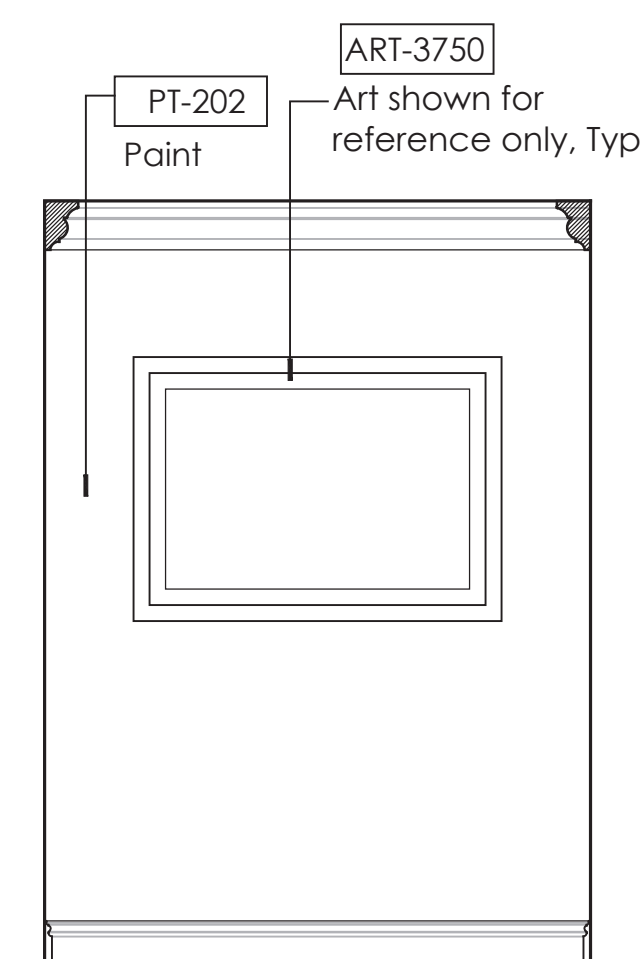
4	Vestibule Interior Elevation 1/2" = 1' - 0"
---	--



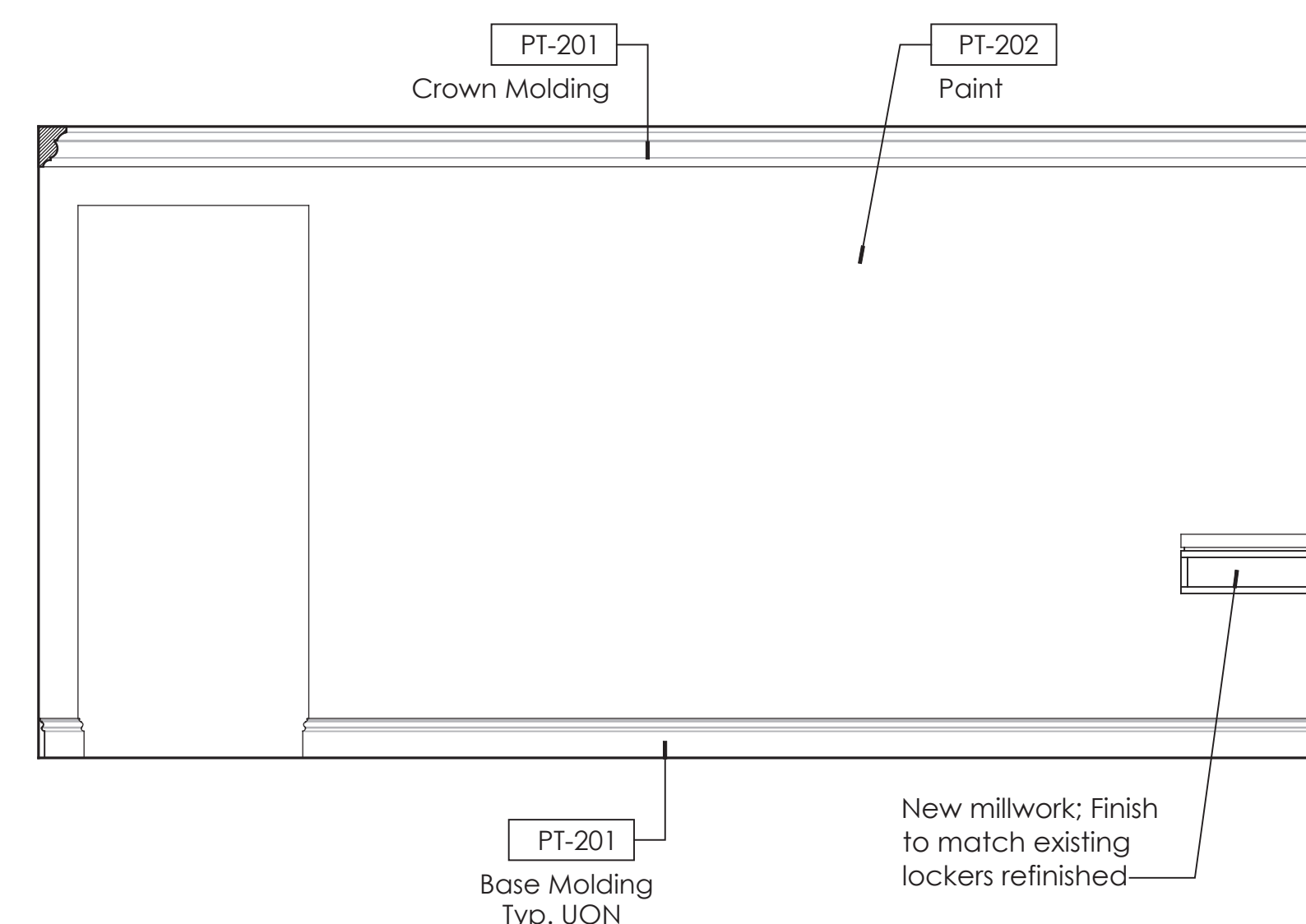
5	Men's Locker Entry Int. Elev. 1/2" = 1' - 0"
---	---



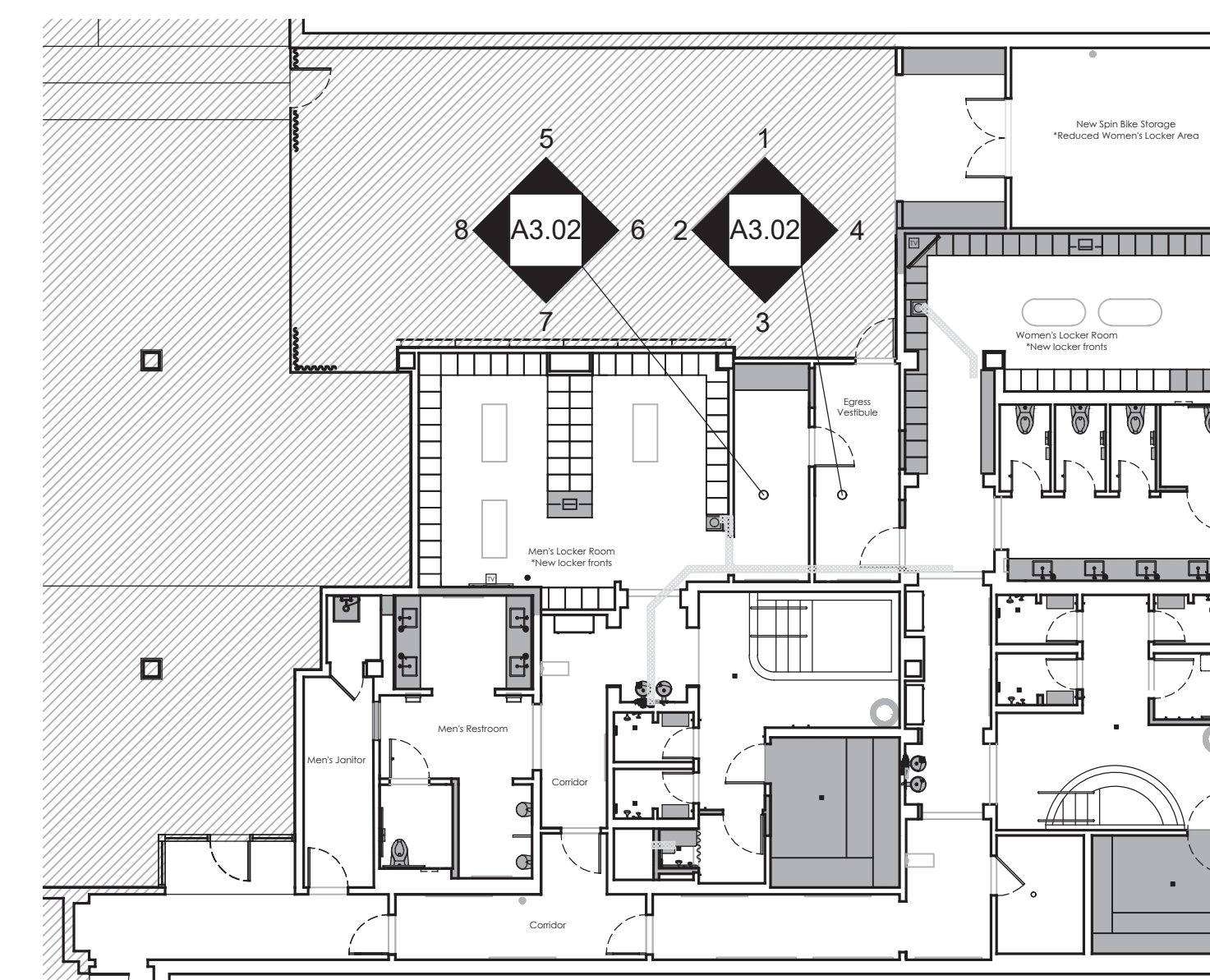
6	Men's Locker Entry Interior Elevation 1/2" = 1' - 0"
---	---



7	Men's Locker Entry Int. Elev
	1/2" = 1' - 0"



8	Men's Locker Entry Interior Elevation
---	---------------------------------------



Fitness Members Area Key Plan
Not to Scale

PERMIT SET: ISSUED FOR CONSTRUCTION

Fitness
Members Area
Renovation

1500 Orange Avenue
Coronado, CA 92118



González Architects
Hospitality

Mechanical/Electrical/Plumbing Engineer
tk1sc Collaborative
4755 Eastgate Mall, Suite 150
San Diego, CA 92121
658.362.4800



Registration Seal
C-32509
Address
14 NE 1st Avenue, Suite 507
Miami, FL 33132
T +1 (305) 455 4216

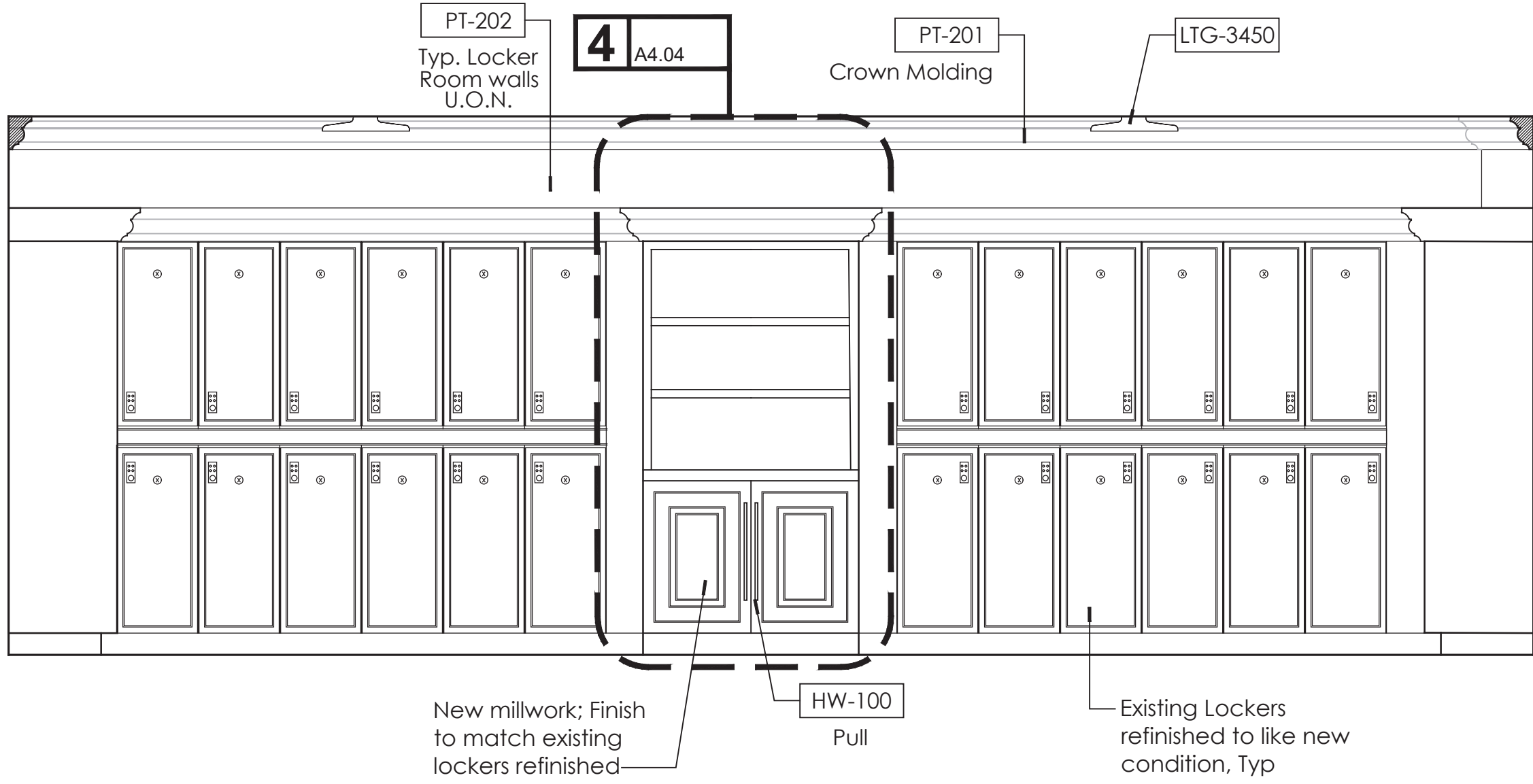
Issued/Revised
No. Date Description
09-17-21 Permit Set

Drawing Title

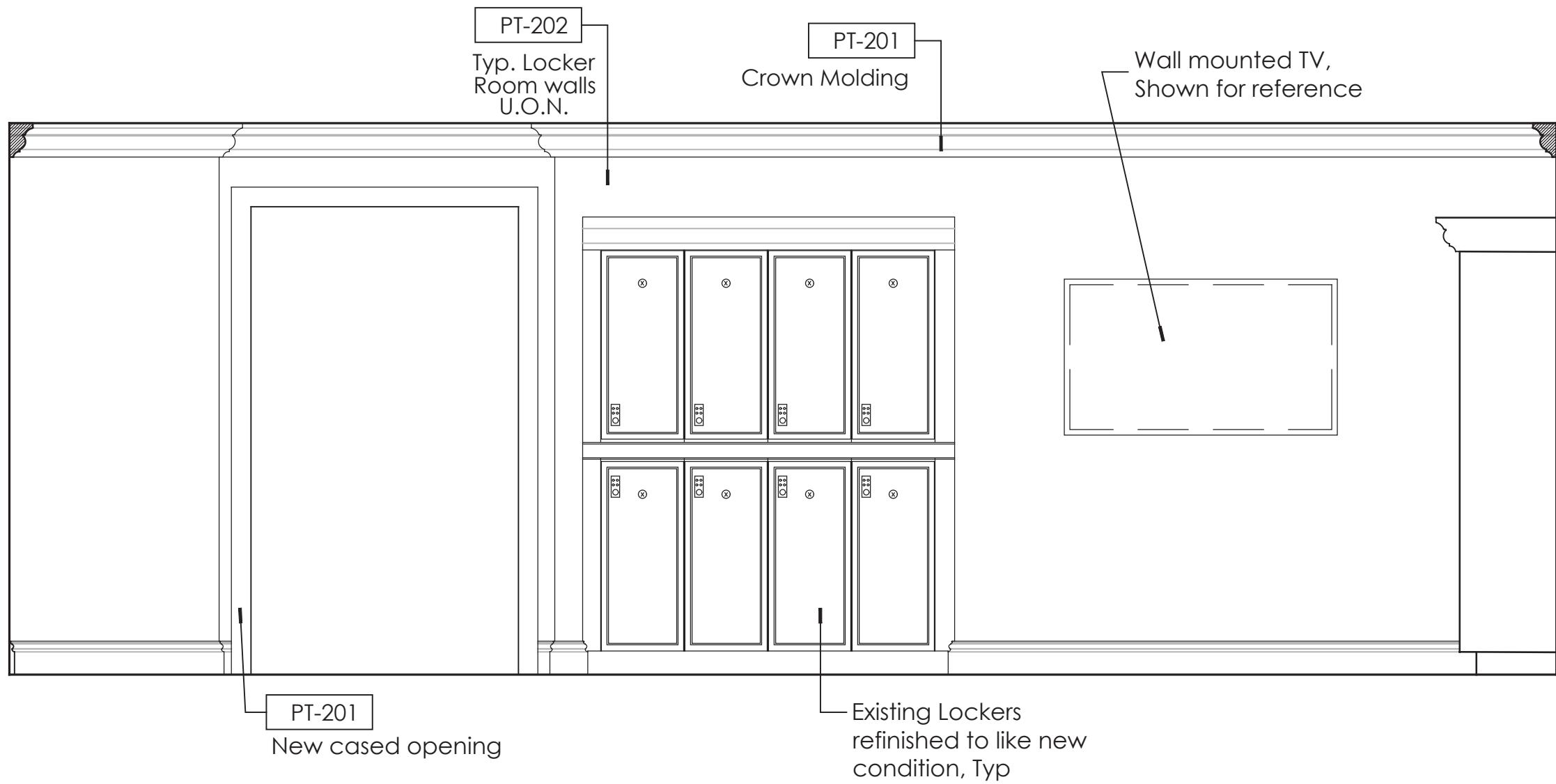
Men's Locker Room
Interior Elevations

Scale As Noted
Date 09-17-2021
Drawn By
Project No. 19022
Drawing No.

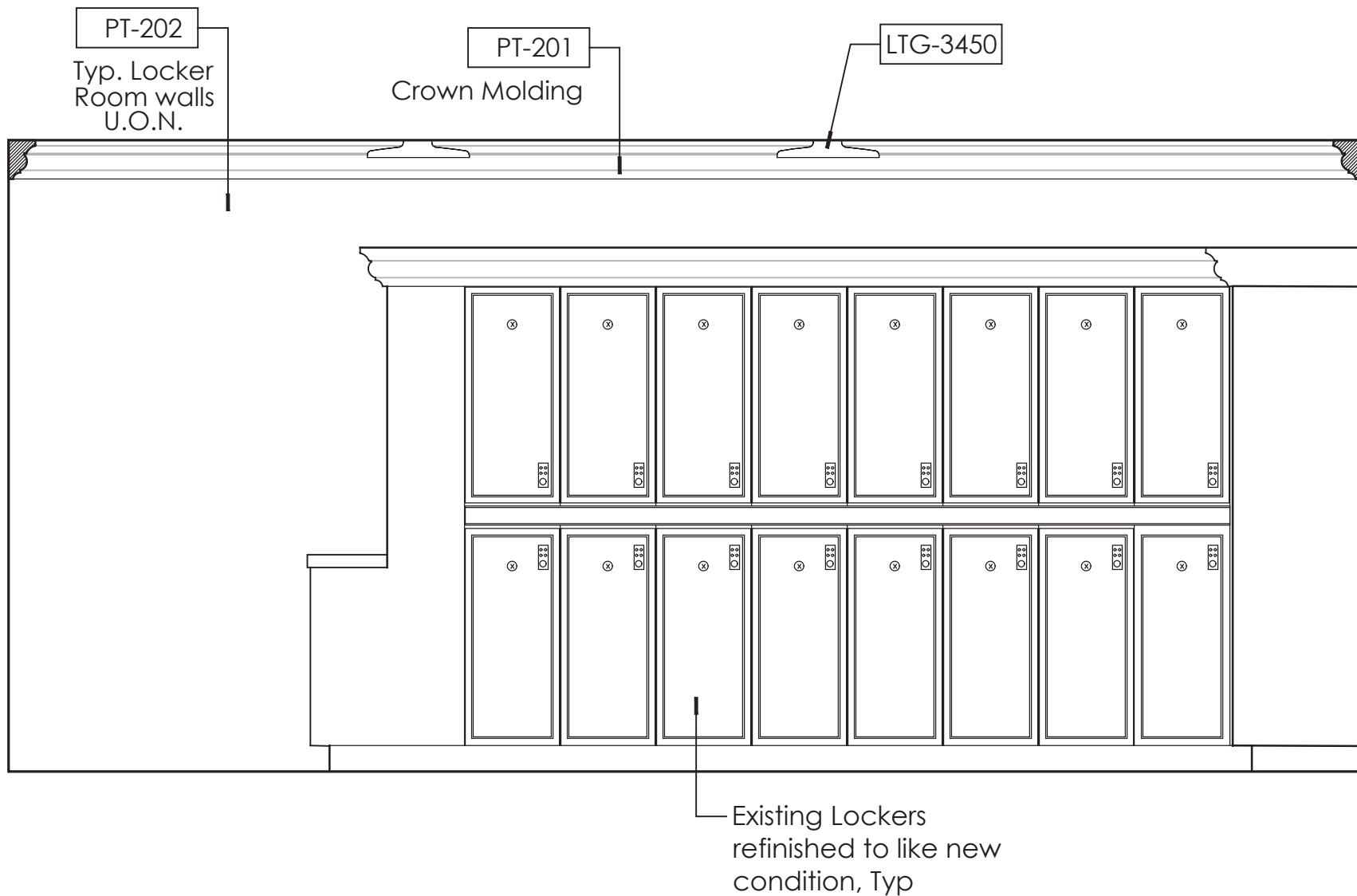
A3.03



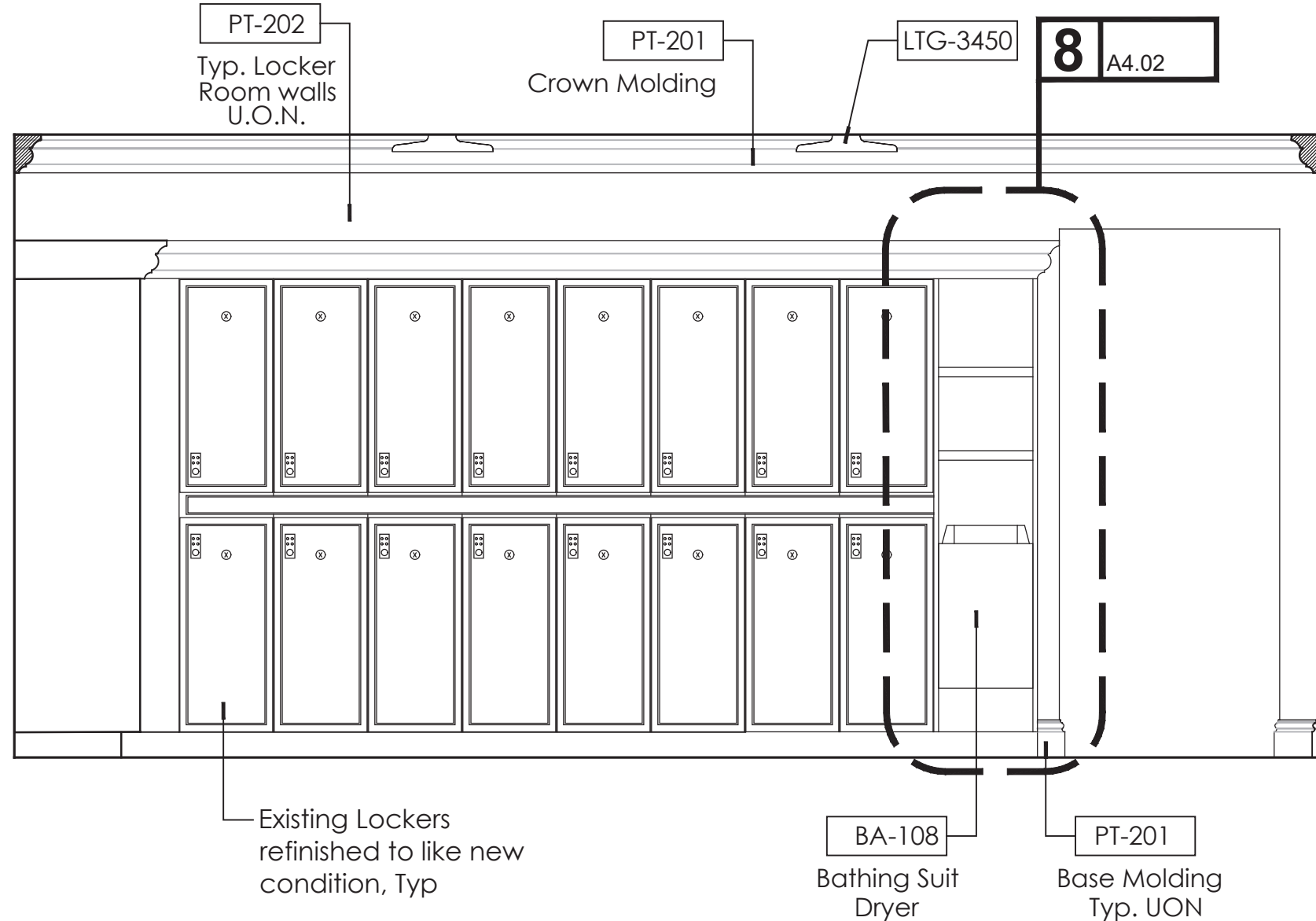
1 Men's Locker Room Interior Elevation
1/2" = 1' - 0"



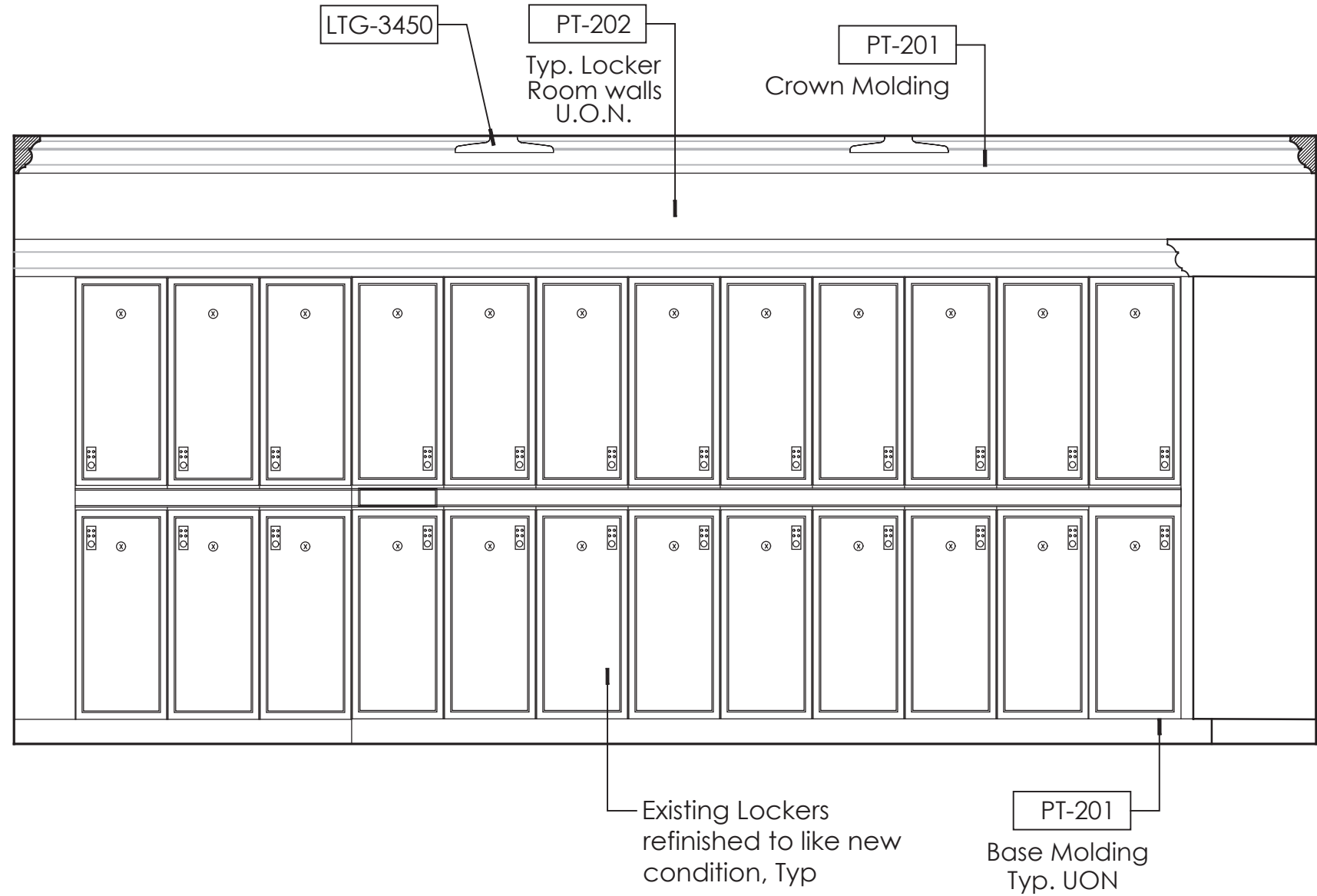
3 Men's Locker Room Interior Elevation
1/2" = 1' - 0"



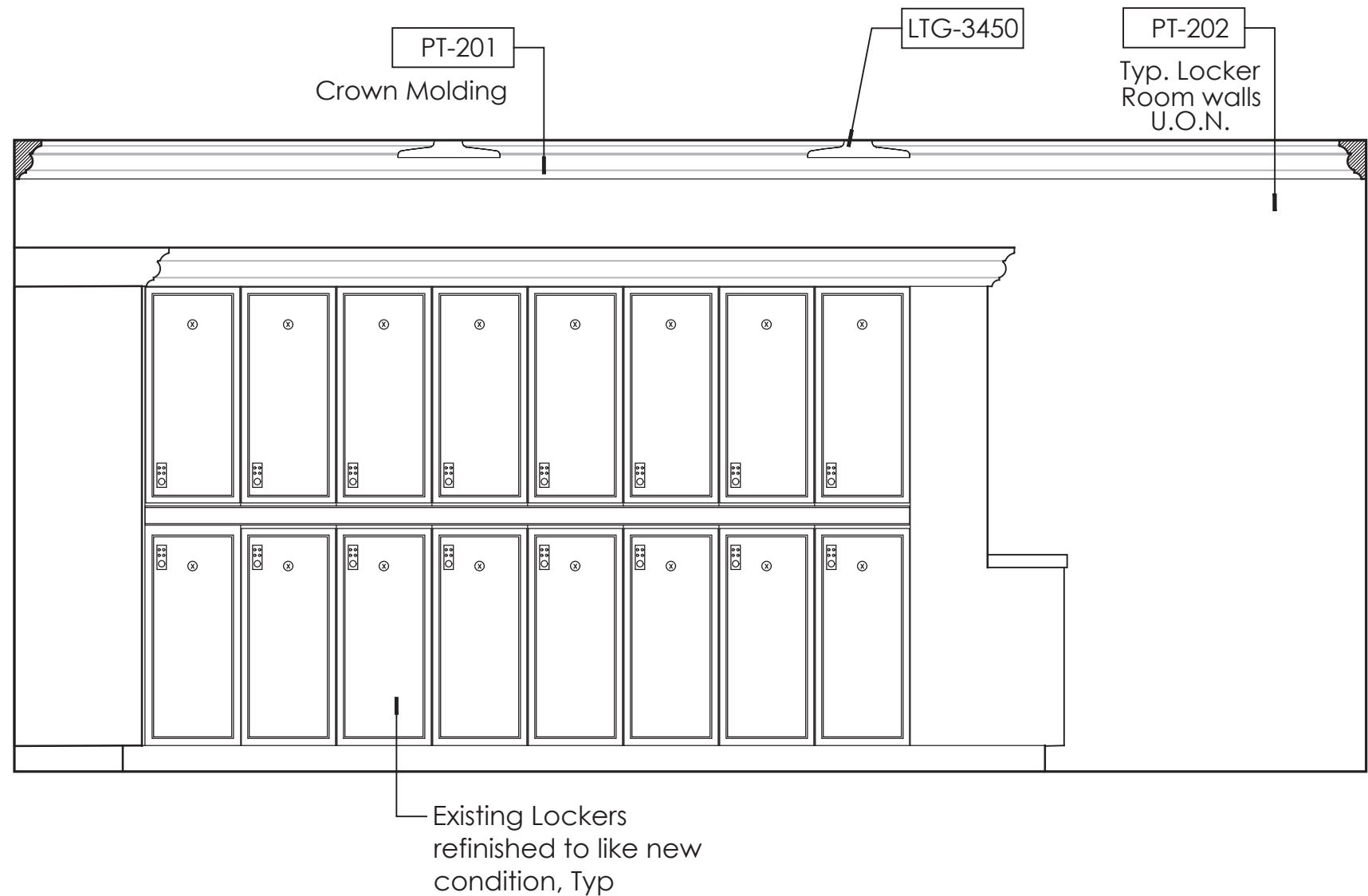
5 Men's Locker Room Interior Elevation
1/2" = 1' - 0"



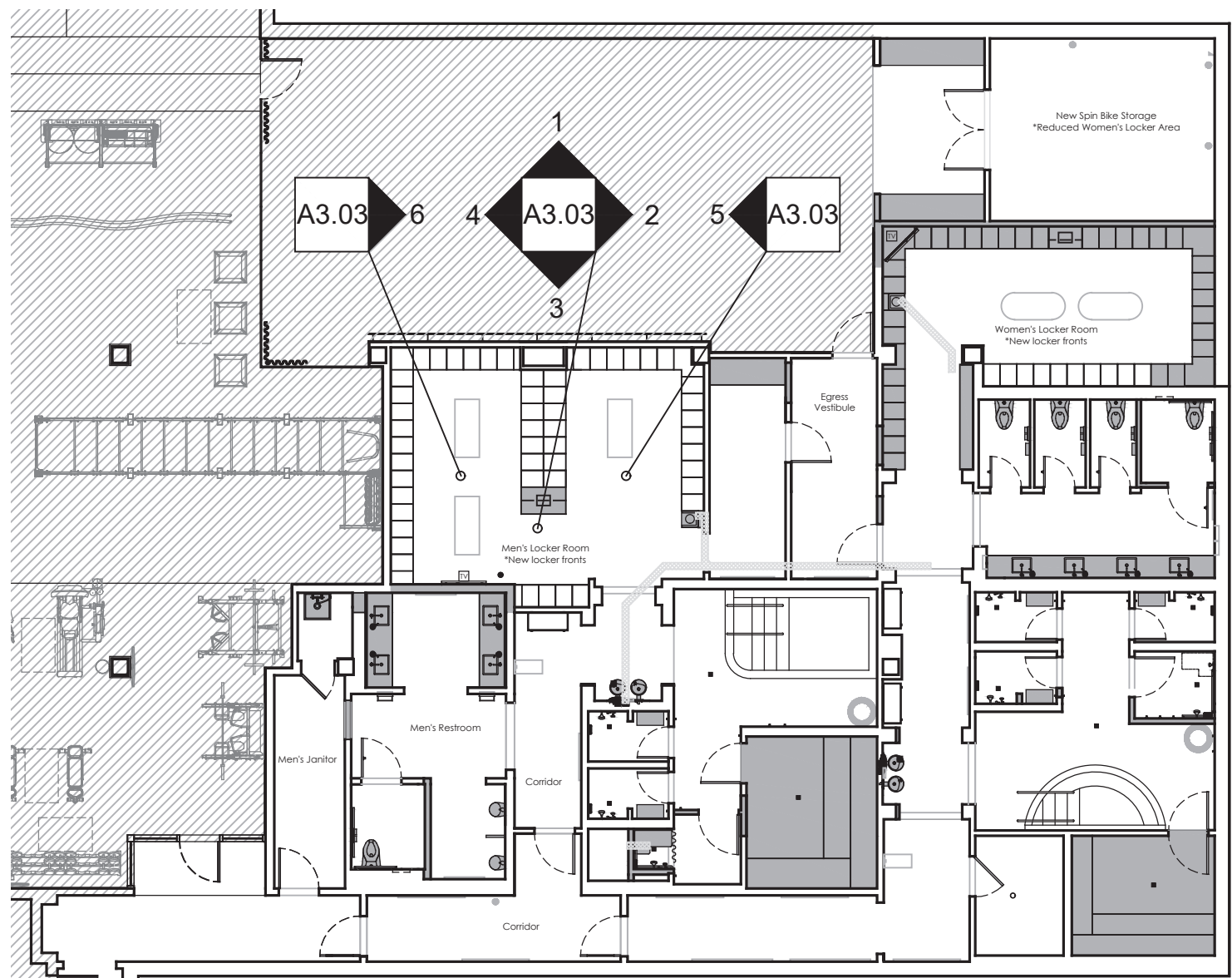
2 Men's Locker Room Interior Elevation
1/2" = 1' - 0"



4 Men's Locker Room Interior Elevation
1/2" = 1' - 0"



6 Men's Locker Room Interior Elevation
1/2" = 1' - 0"



Fitness Members Area Key Plan
Not to Scale

PERMIT SET- ISSUED FOR CONSTRUCTION

Fitness
Members Area
Renovation

1500 Orange Avenue
Coronado, CA 92118



González Architects
Hospitality

Mechanical/Electrical/Plumbing Engineer
K1sc Collaborative
4755 Eastgate Mall, Suite 150
San Diego, CA 92121
658.362.6800



Registration Seal
C-32509
Address
14 NE 1st Avenue, Suite 507
Miami, FL 33132
T +1 (305) 455 4216

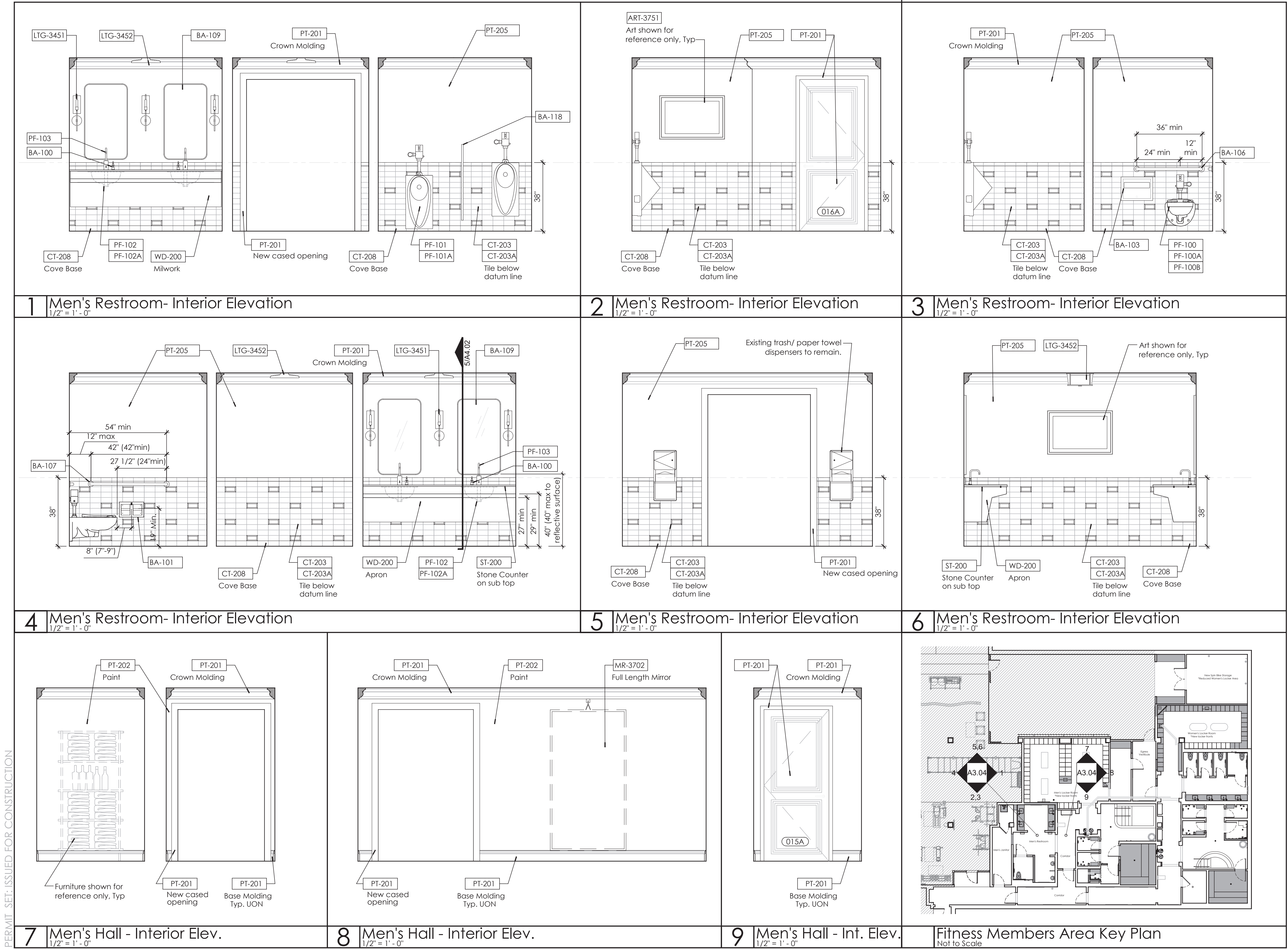
Issued/Revised
No. Date Description
09-17-21 Permit Set

Drawing Title

Men's Restroom
Interior Elevations

Scale As Noted
Date 09-17-2021
Drawn By
Project No. 19022
Drawing No.

A3.04



PERMIT SET- ISSUED FOR CONSTRUCTION



Mechanical/Electrical/Plumbing Engineer
tk1sc Collaborative
4755 Eastgate Mall, Suite150
San Diego, CA 92121
858.362.6800



Registration Seal
C-32509

Address
14 NE 1st Avenue, Suite 50
Miami, FL 3313
T +1 (305) 455 421

Issued/Revised		
No	Date	Description
	09-17-21	Permit Set
▲	01-05-22	Owner Revisions

Drawing Title

Men's Hot Spa
Interior Elevations

Scale	As Noted
Date	09-17-2020
Drawn By	
Project No.	1902
Drawing No.	

A3.05



PERMIT SET • ISSUED FOR CONSTRUCTION



González Architects
Hospitality

Men's Showers and Steam Room Interior Elevations

Scale	As Noted
Date	09-17-2020
Drawn By	
Project No.	1902
Drawing No.	

A3.06



Not to Scale

Not to Scale

PERMIT SET: ISSUED FOR CONSTRUCTION

Fitness
Members Area
Renovation

1500 Orange Avenue
Coronado, CA 92118



González Architects
Hospitality

Mechanical/Electrical/Plumbing Engineer
K1sc Collaborative
4755 Eastgate Mall, Suite 150
San Diego, CA 92121
658.362.6800



Registration Seal
C-32509
Address
14 NE 1st Avenue, Suite 507
Miami, FL 33132
T +1 (305) 455 4216

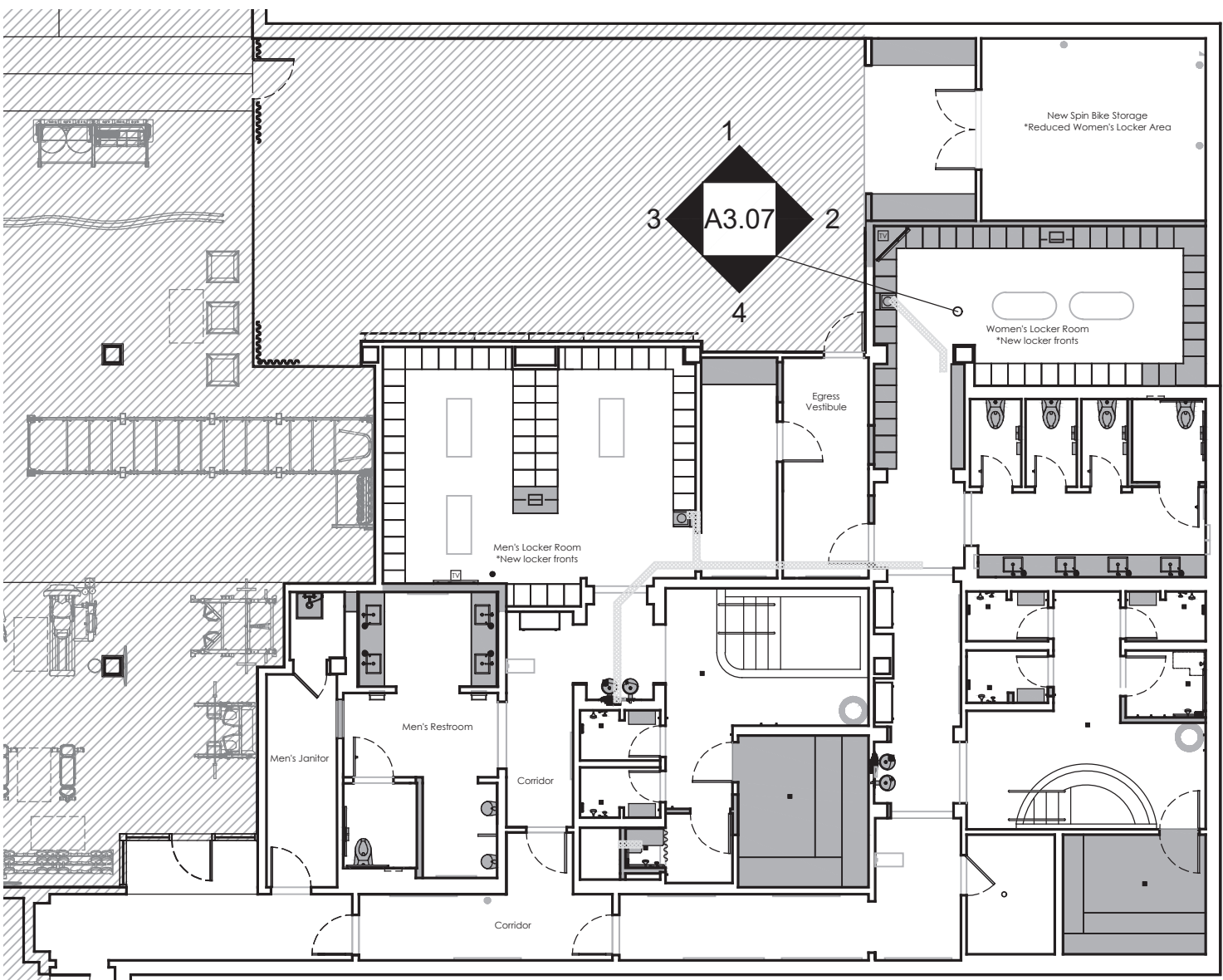
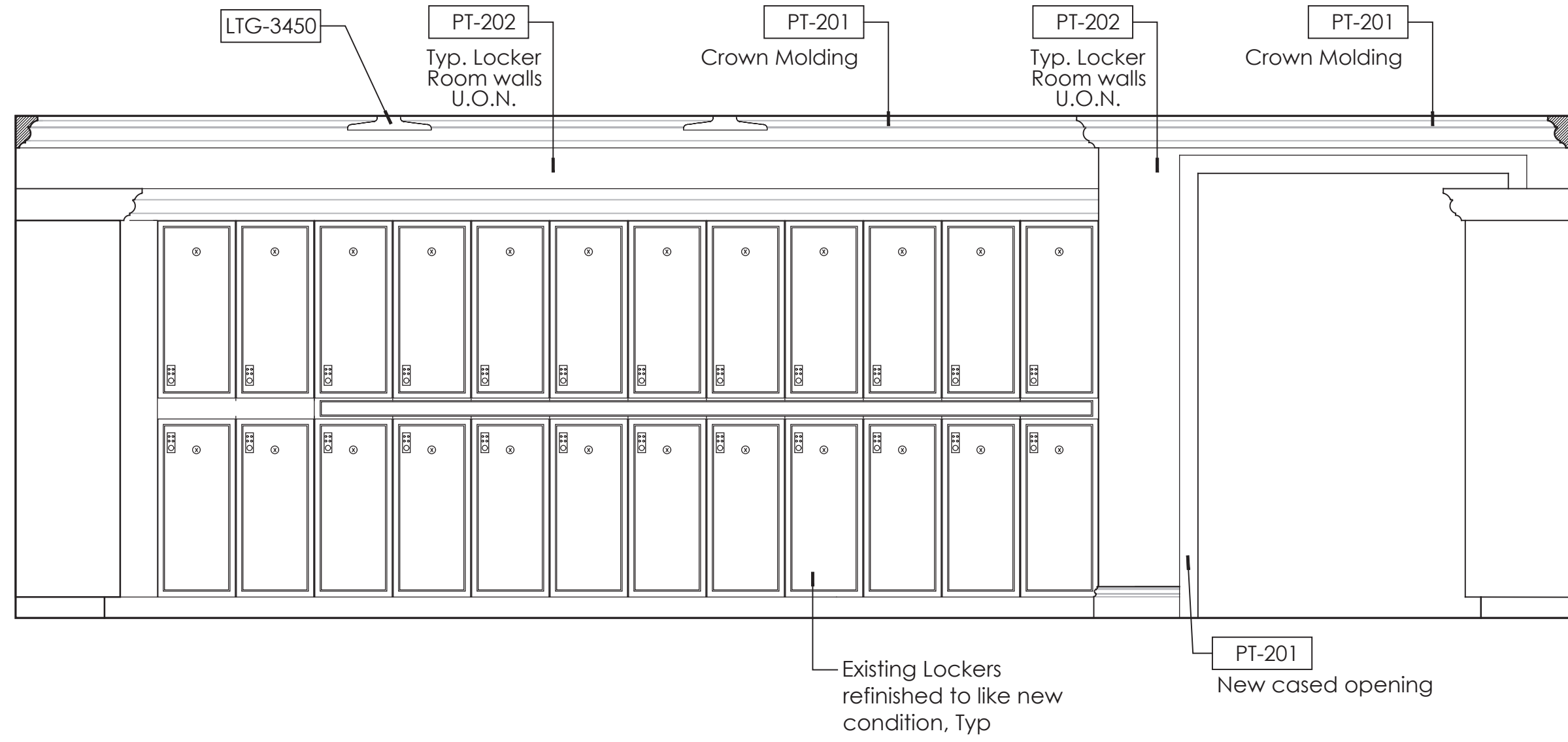
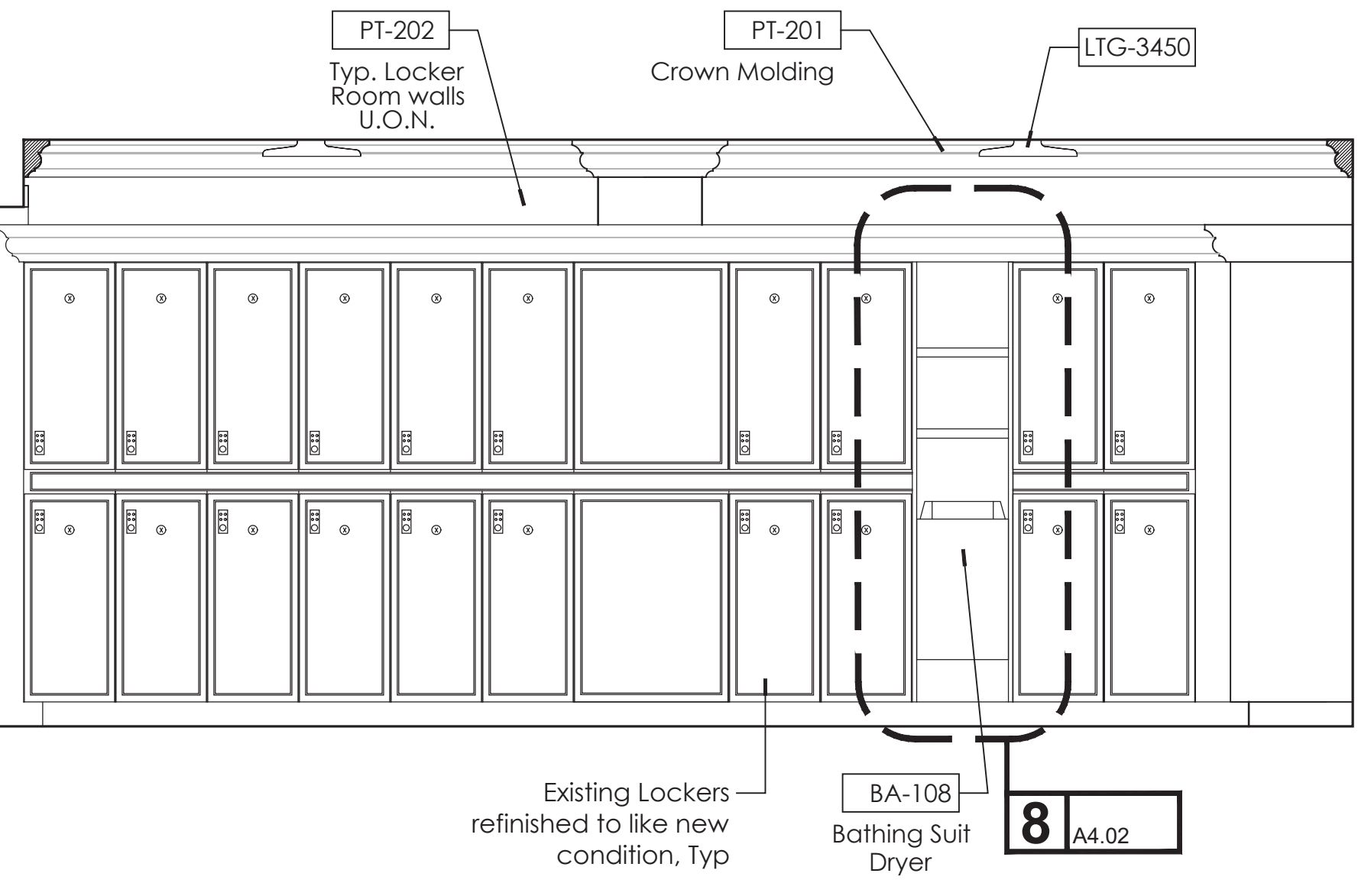
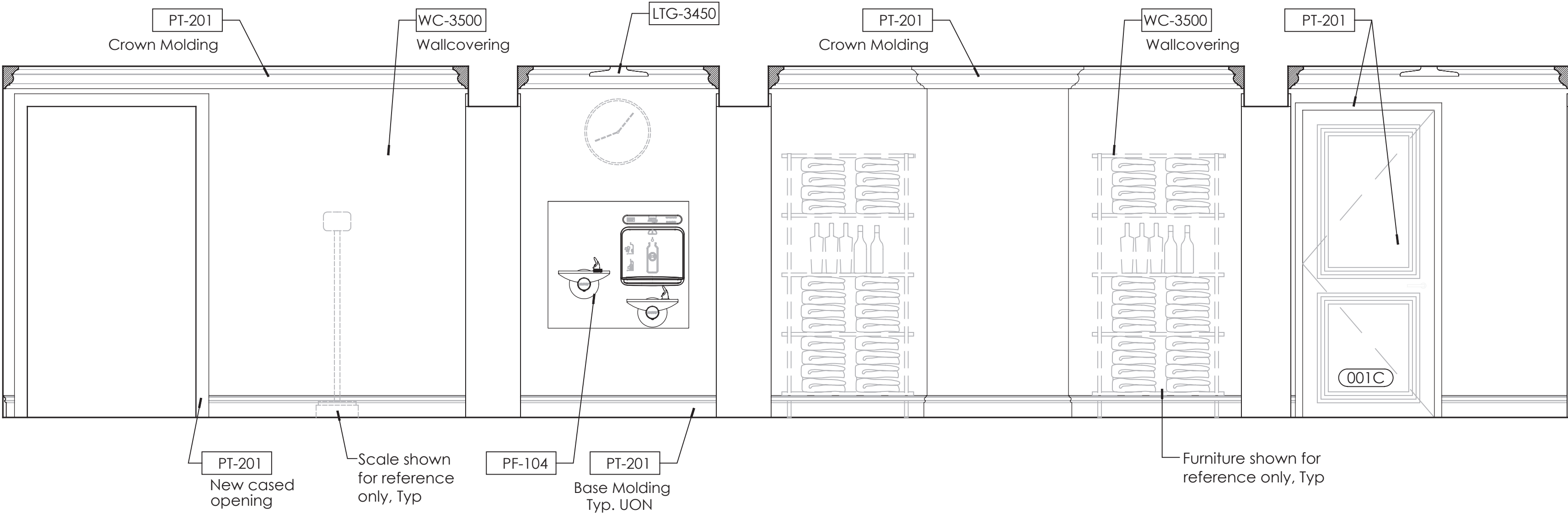
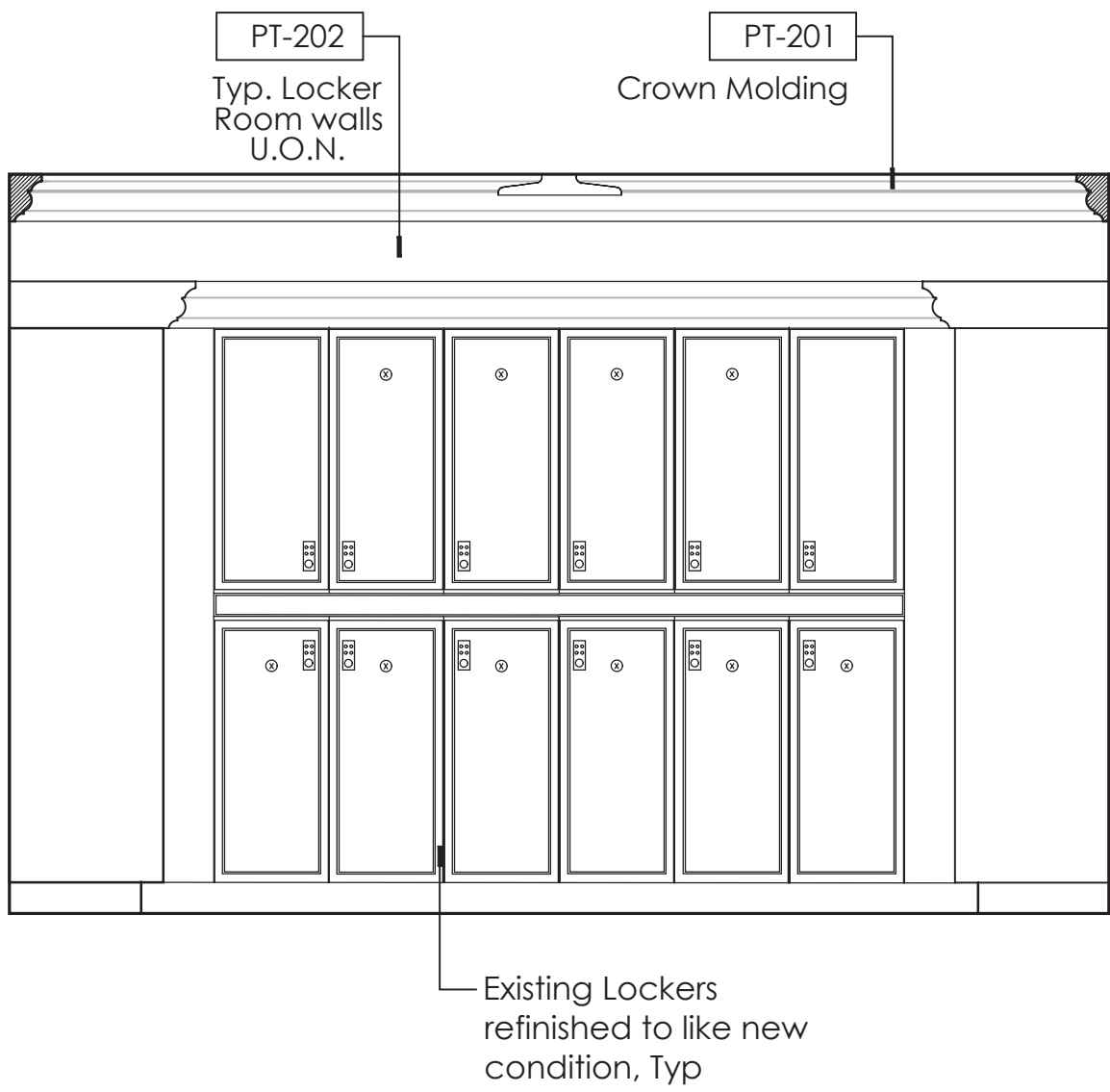
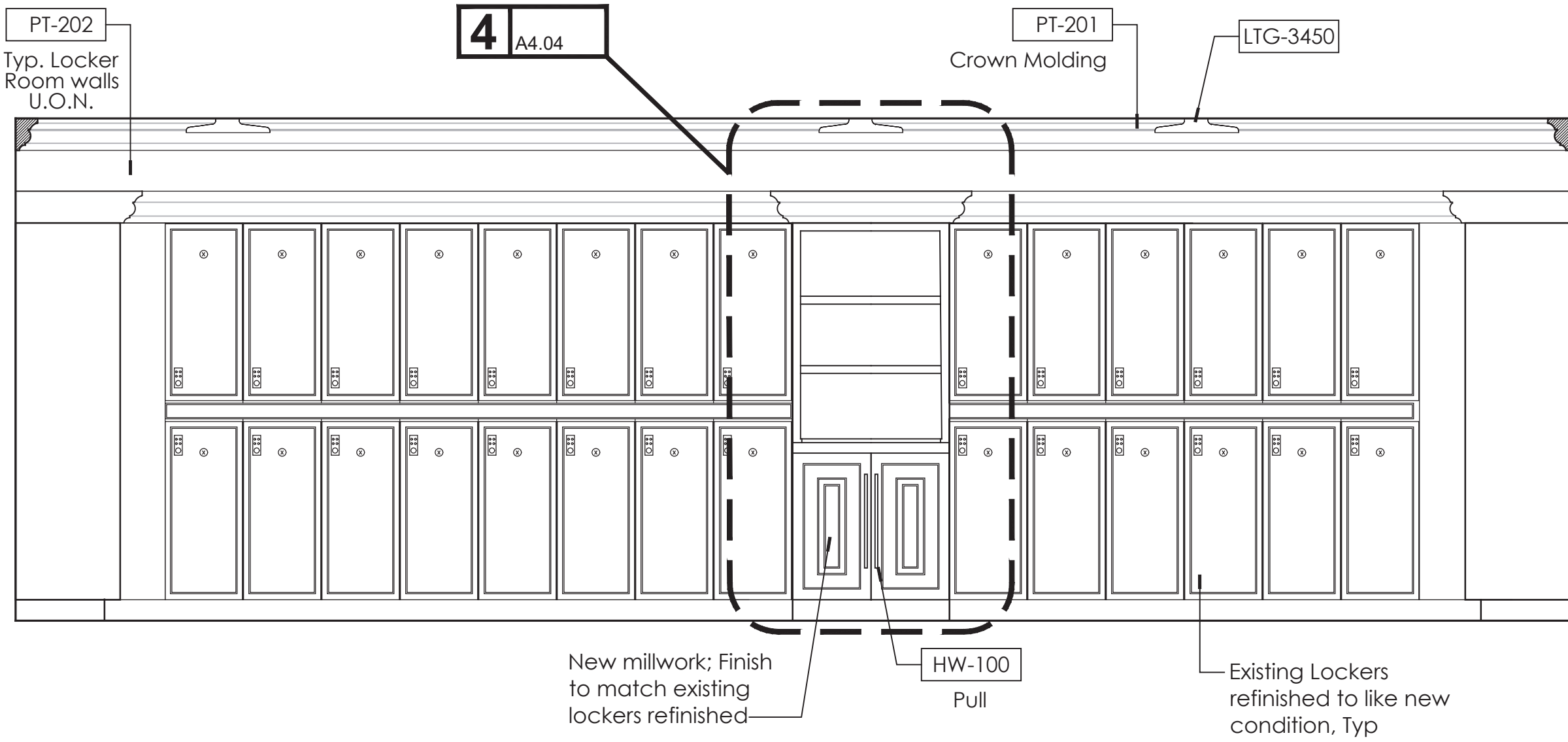
Issued/Revised
No. Date Description
09-17-21 Permit Set

Drawing Title

Women's Locker Room
Interior Elevations

Scale As Noted
Date 09-17-2021
Drawn By
Project No. 19022
Drawing No.

A3.07



Fitness Members Area Key Plan
Not to Scale

PERMIT SET- ISSUED FOR CONSTRUCTION

1 Women's Locker Room Interior Elevation
1/2" = 1' - 0"

2 Women's Locker Room Interior Elevation
1/2" = 1' - 0"

3 Women's Locker Room Interior Elevation
1/2" = 1' - 0"

4 Women's Locker Room Interior Elevation
1/2" = 1' - 0"

Fitness
Members Area
Renovation1500 Orange Avenue
Coronado, CA 92118González Architects
Hospitality

Mechanical/Electrical/Plumbing Engineer
1k1sc Collaborative
4755 Eastgate Mall, Suite 150
San Diego, CA 92121
618.362.6800



Registration Seal
C-32509
Address
14 NE 1st Avenue, Suite 507
Miami, FL 33132
T +1 (305) 455 4216

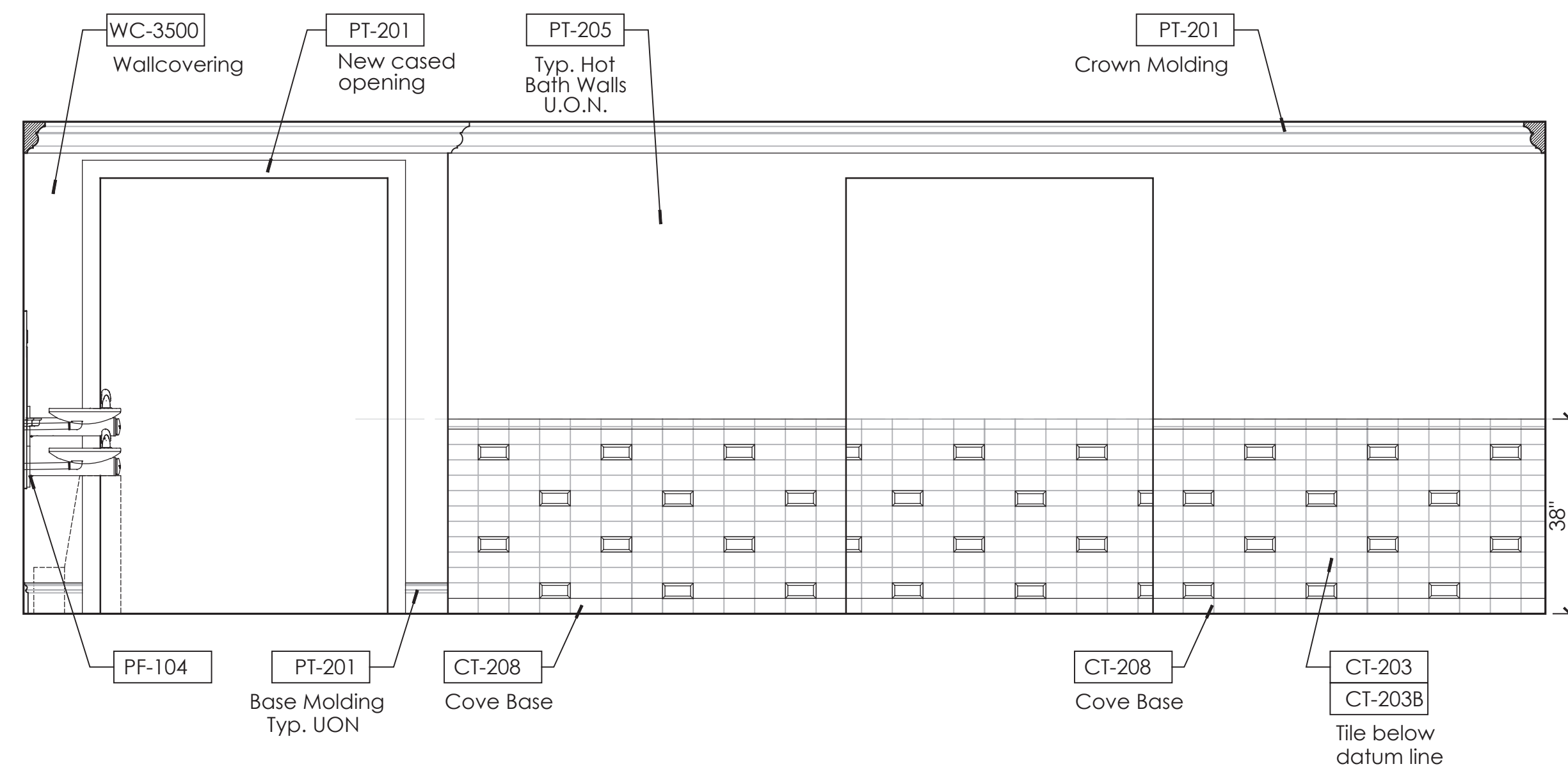
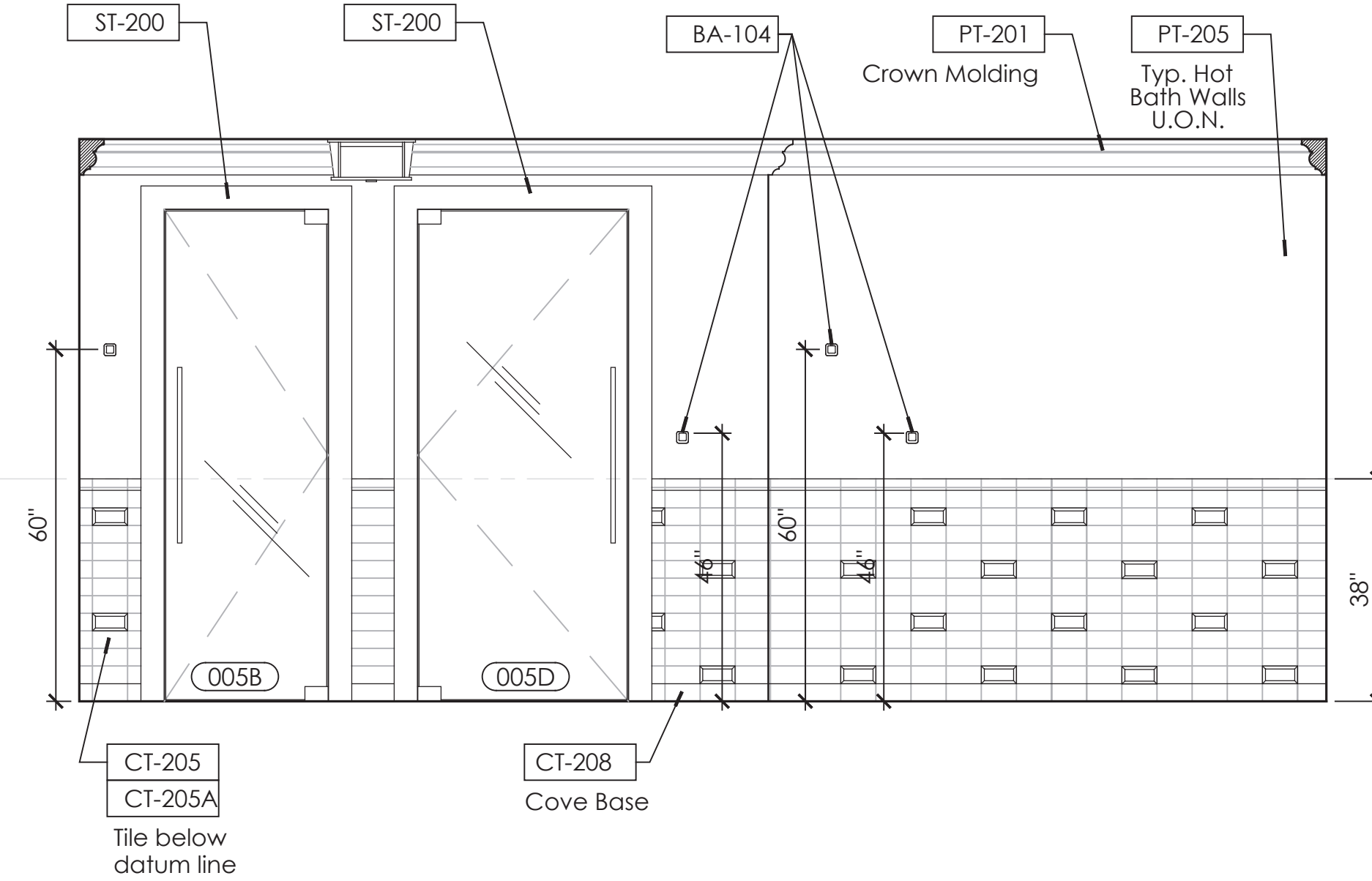
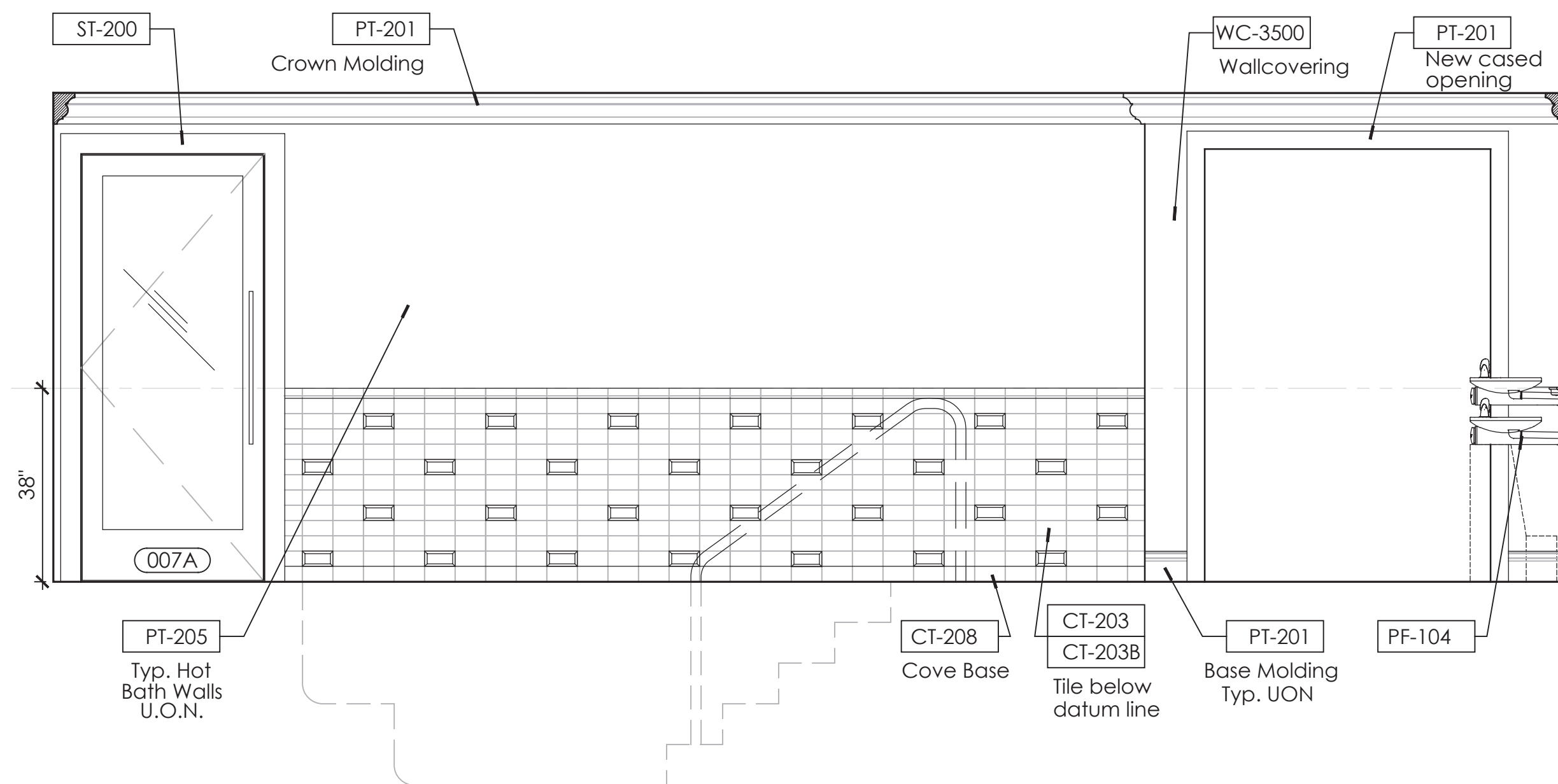
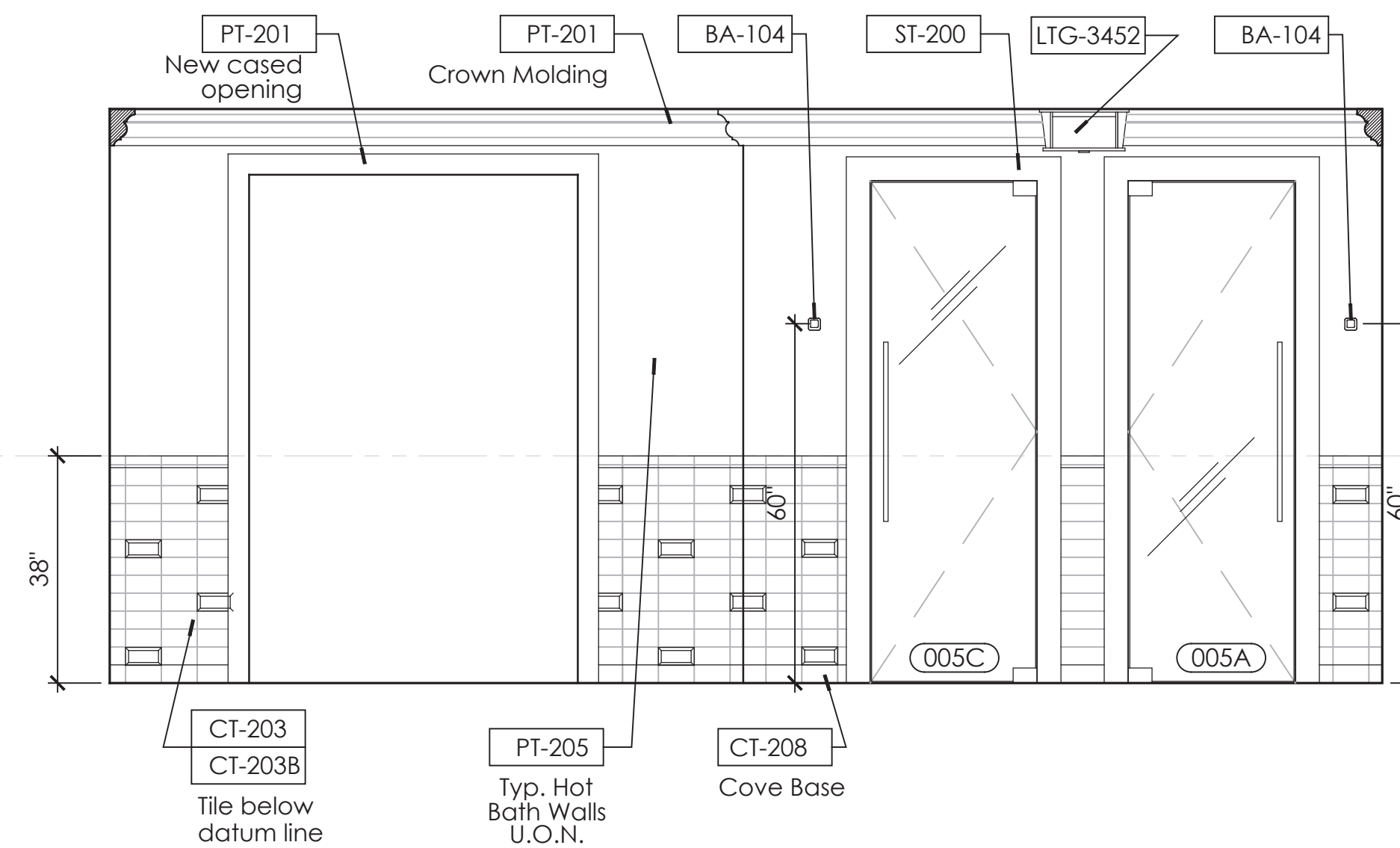
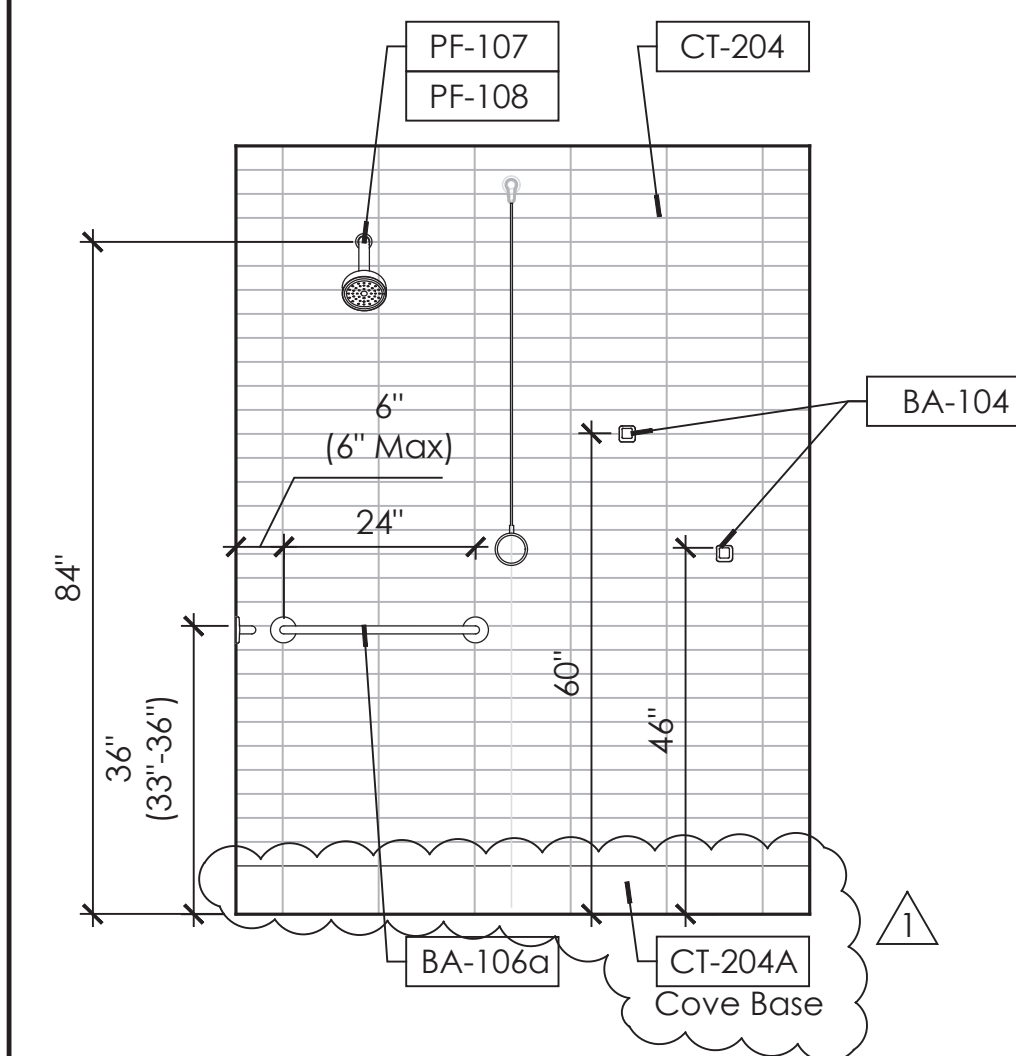
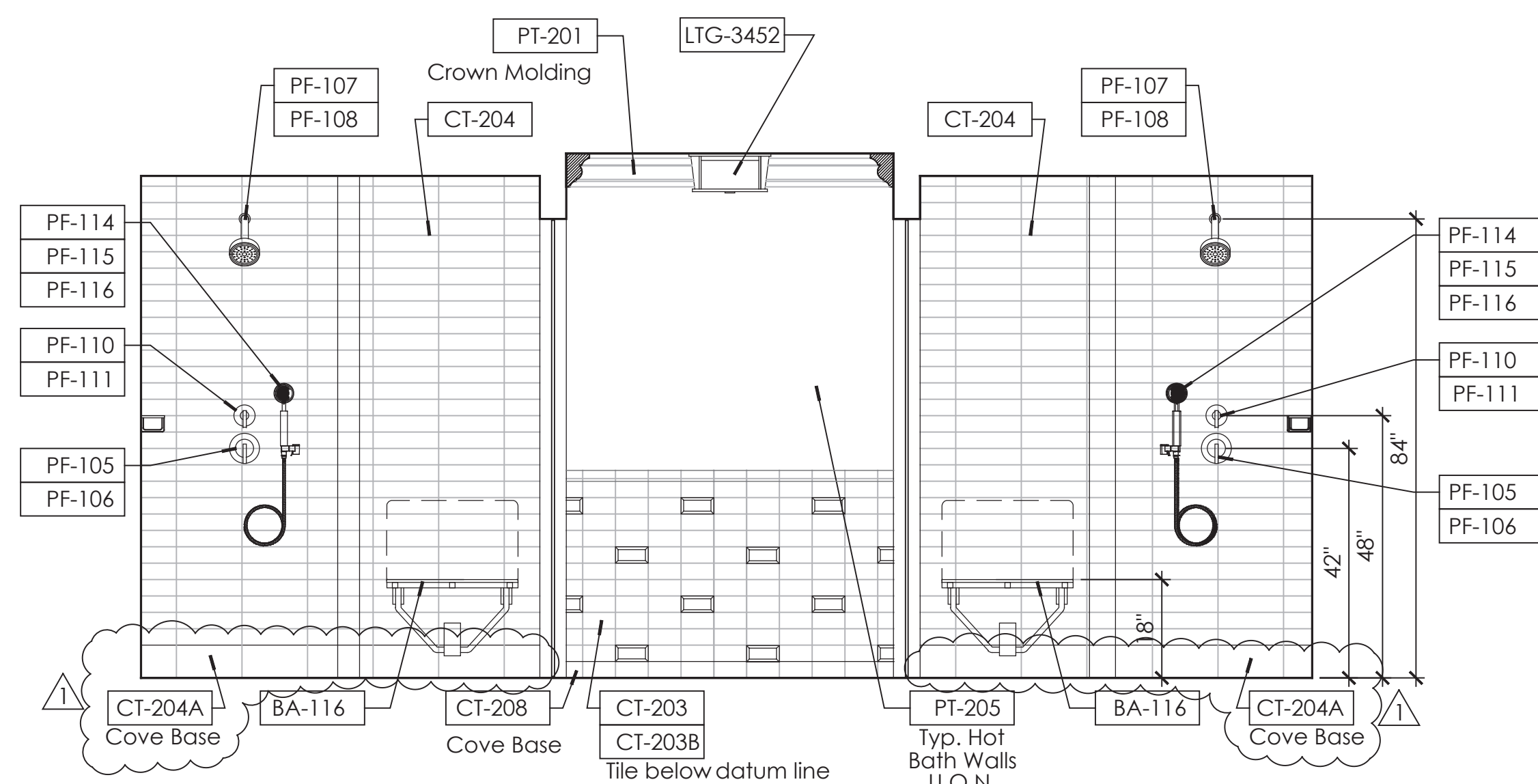
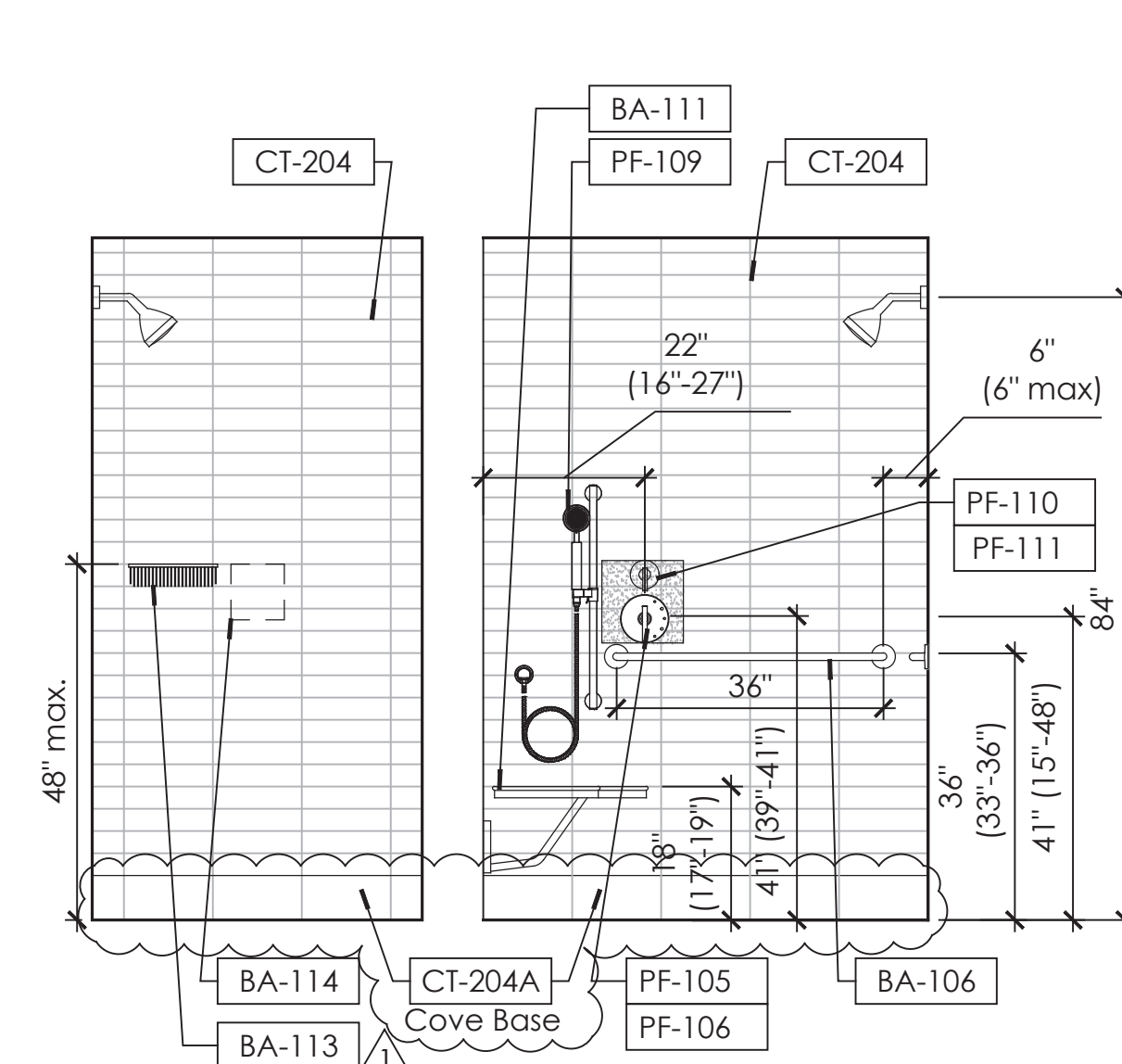
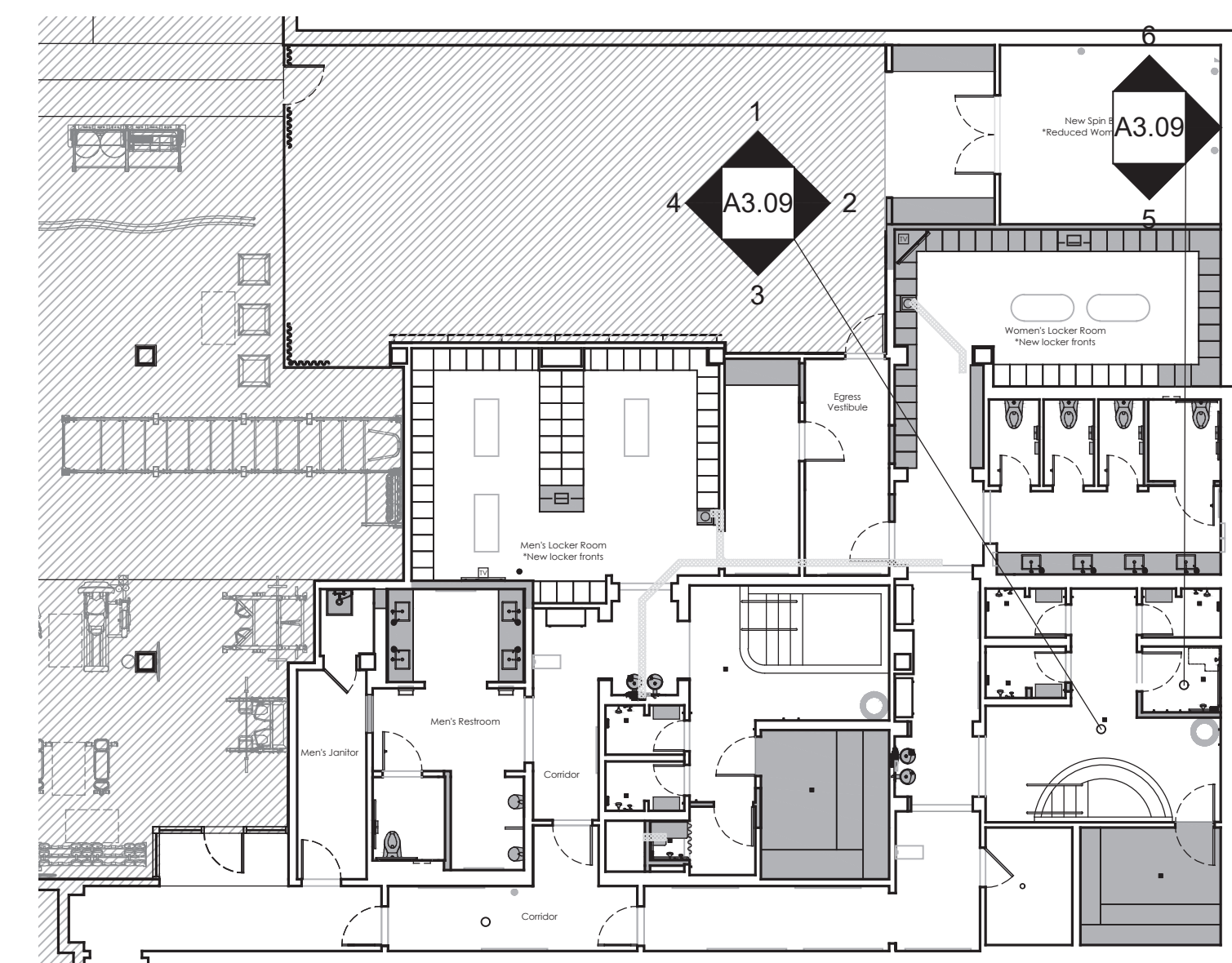
No.	Date	Description
09-17-21	Permit Set	
01-05-22	Owner Revisions	

Drawing Title

Women's Hot Spa
and Showers
Interior Elevations

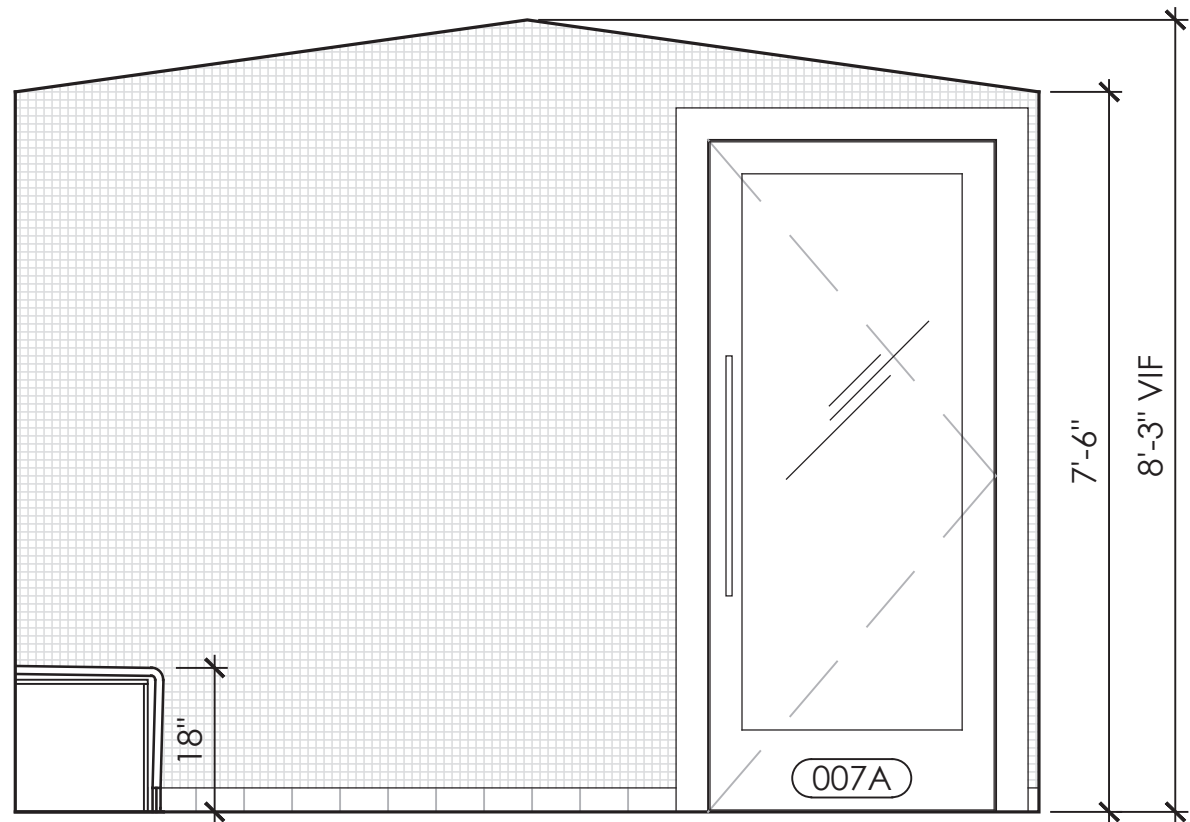
Scale	As Noted
Date	09-17-2021
Drawn By	
Project No.	19022
Drawing No.	

A3.09

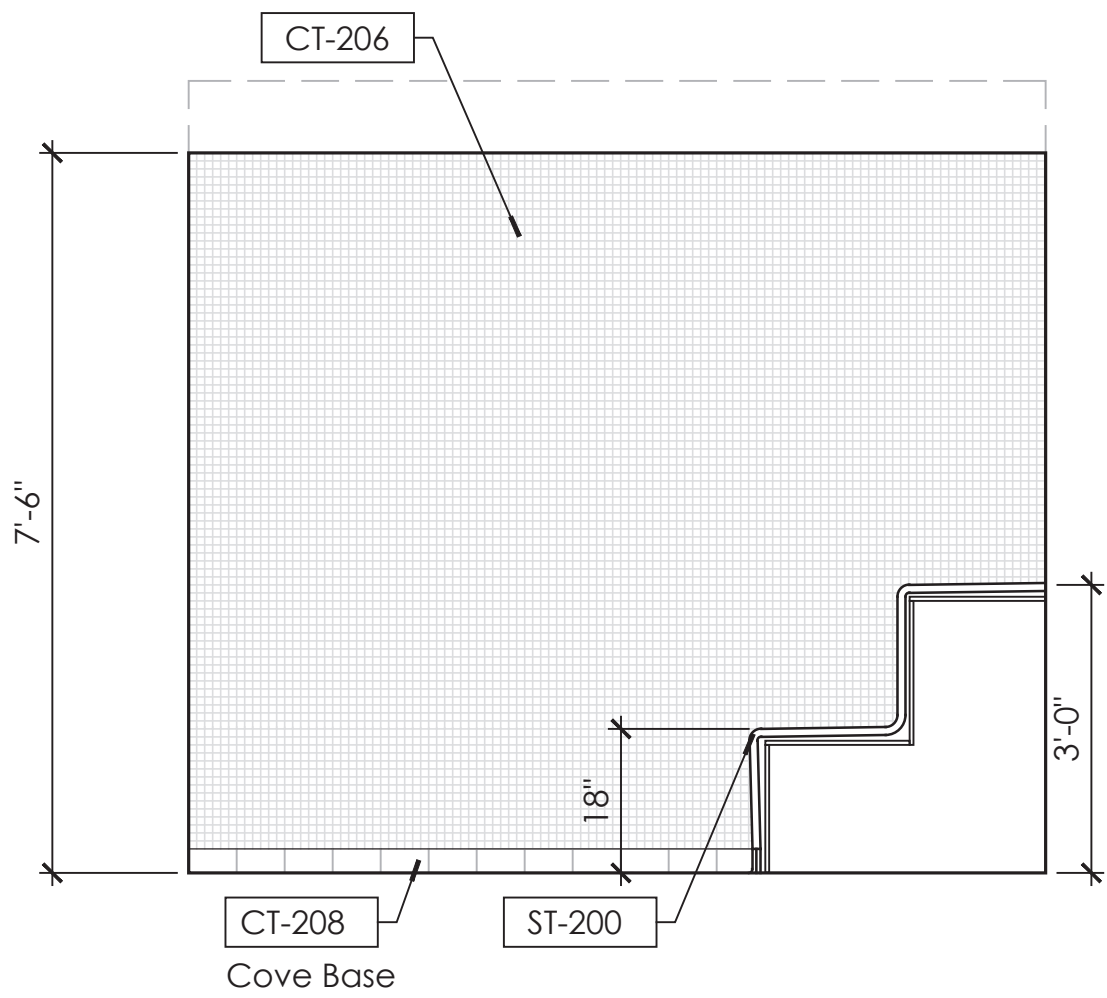
1 Women's Hot Bath Interior Elevation
1/2" = 1' - 0"2 Women's Hot Bath Interior Elevation
1/2" = 1' - 0"3 Women's Hot Bath Interior Elevation
1/2" = 1' - 0"4 Women's Hot Bath Interior Elevation
1/2" = 1' - 0"5 Women's Shower Int. Elev.
1/2" = 1' - 0"6 Women's Shower Interior Elevation
1/2" = 1' - 0"7 Women's Shower Interior Elevation
1/2" = 1' - 0"Fitness Members Area Key Plan
Not to Scale

PERMIT SET- ISSUED FOR CONSTRUCTION

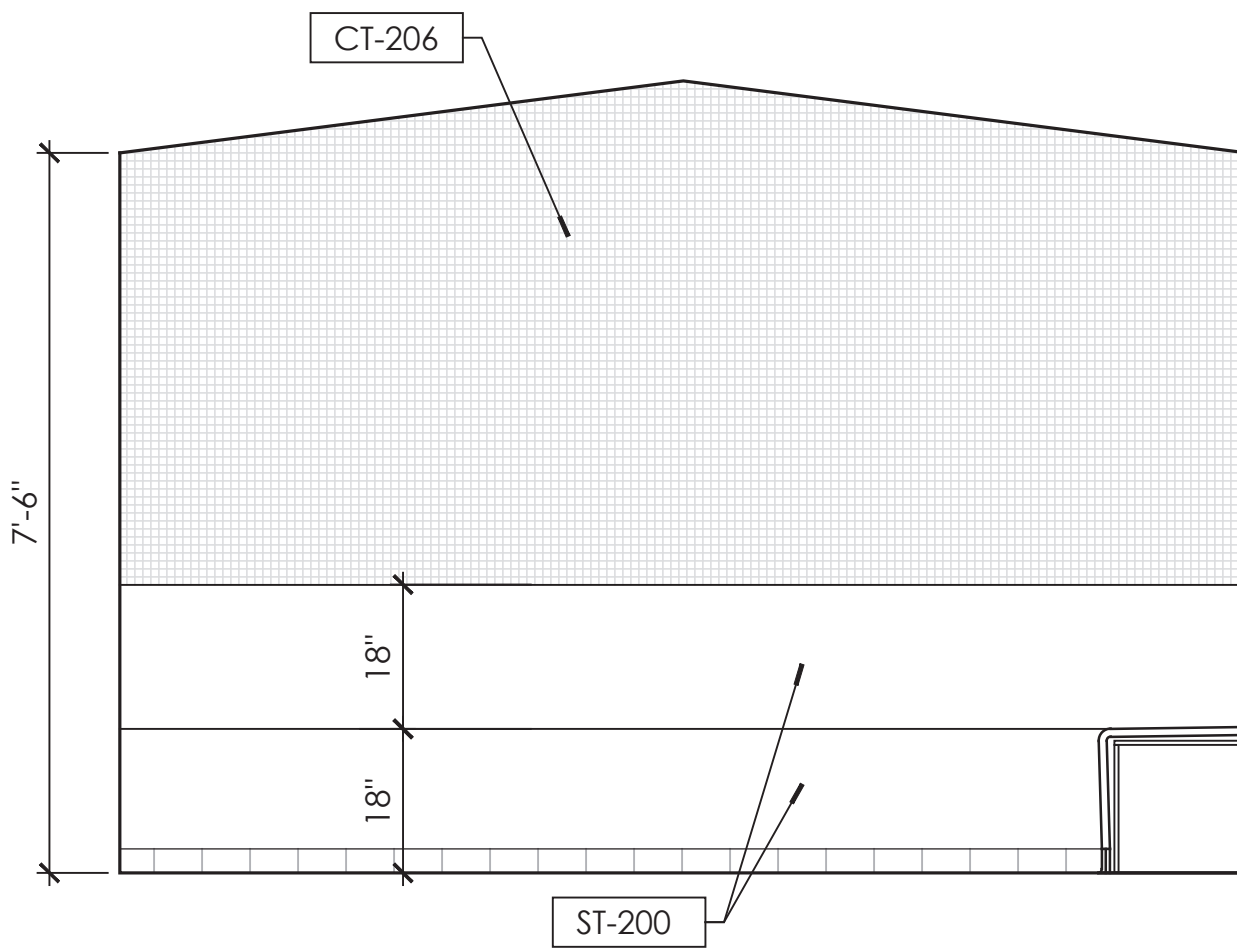
PERMIT SET- ISSUED FOR CONSTRUCTION



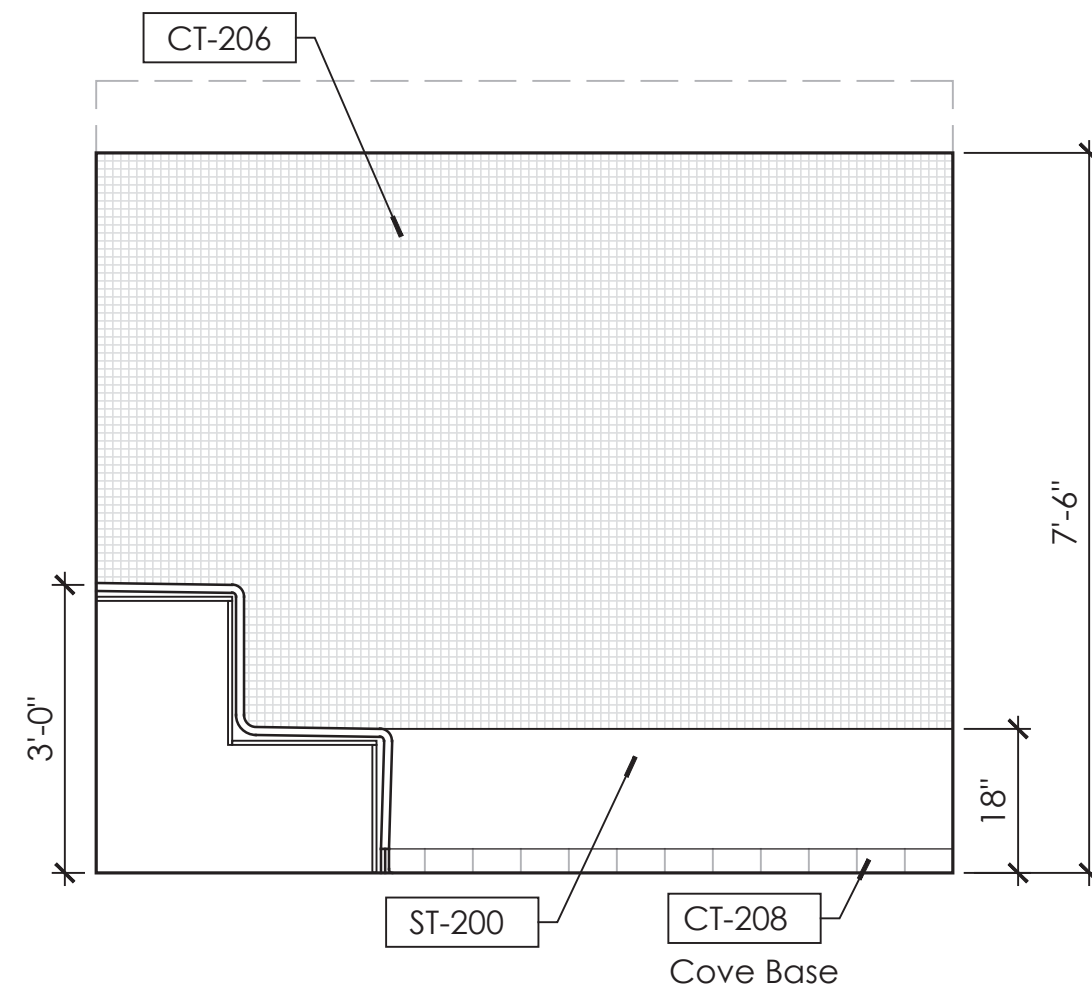
1 Women's Steam Rm. Interior Elevation
1/2" = 1' - 0"



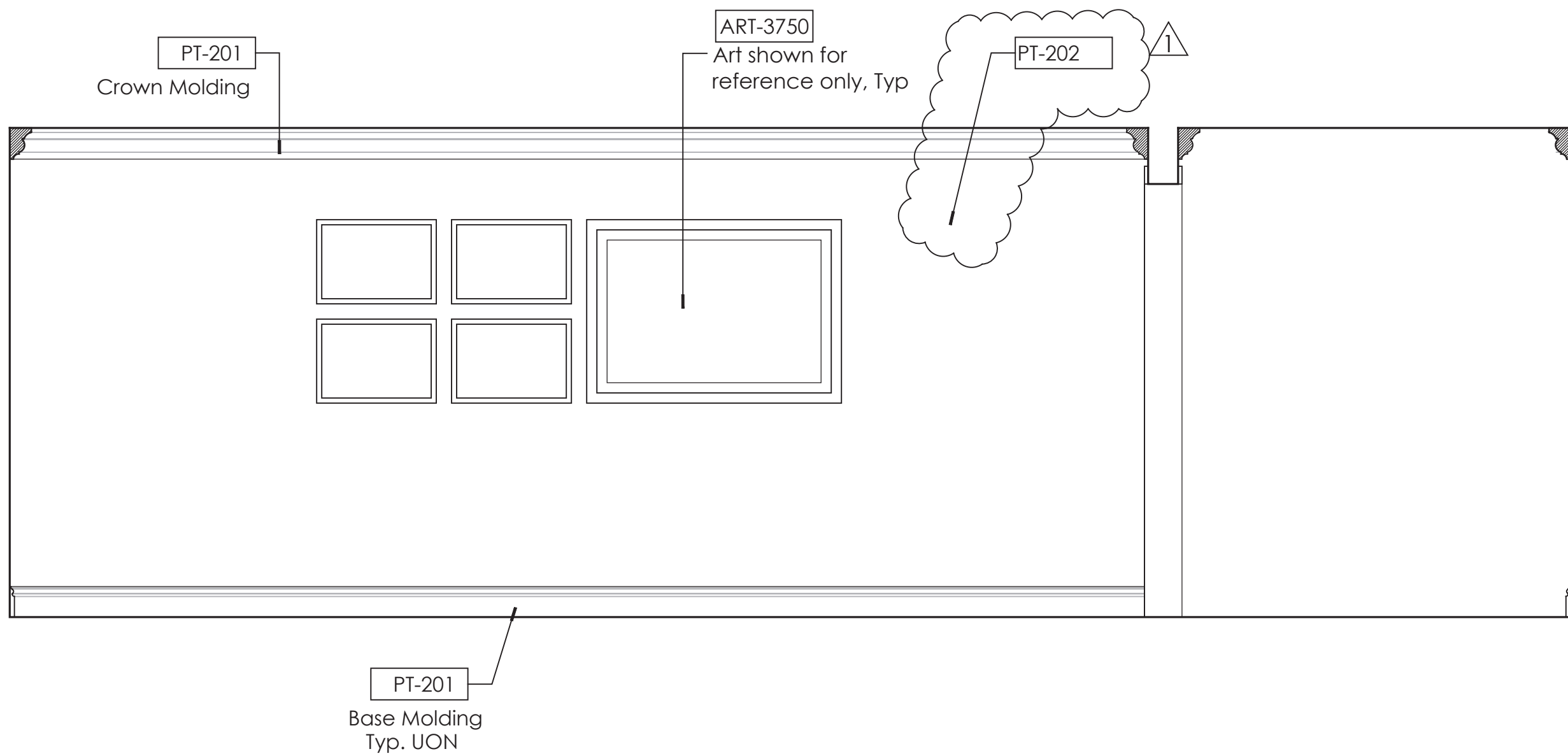
2 Women's Steam Rm. Interior Elev.
1/2" = 1' - 0"



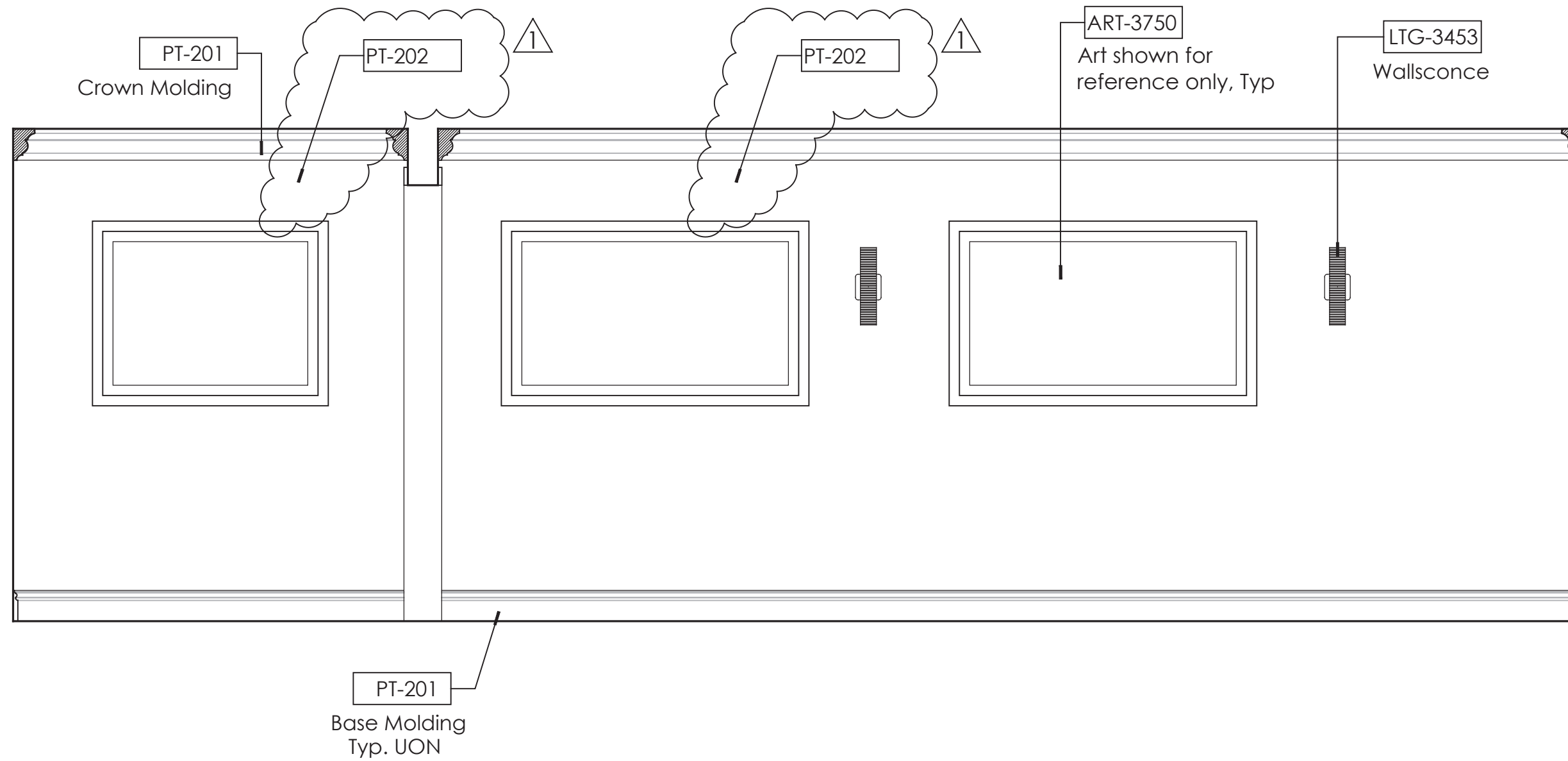
3 Women's Steam Rm. Interior Elev.
1/2" = 1' - 0"



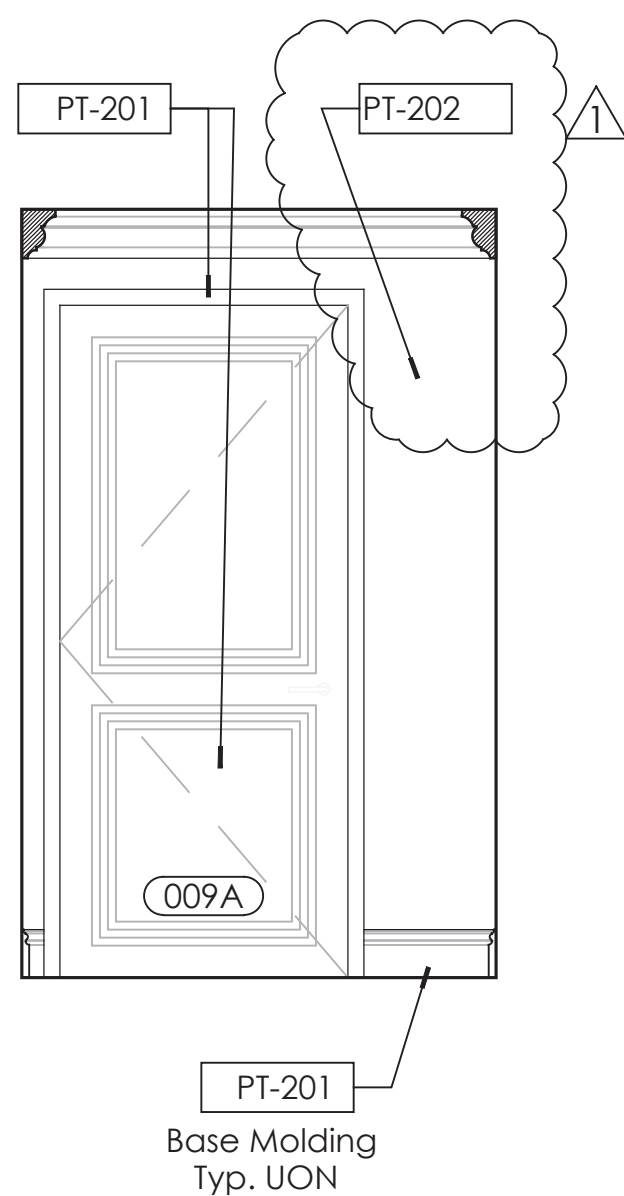
4 Women's Steam Rm. Interior Elev.
1/2" = 1' - 0"



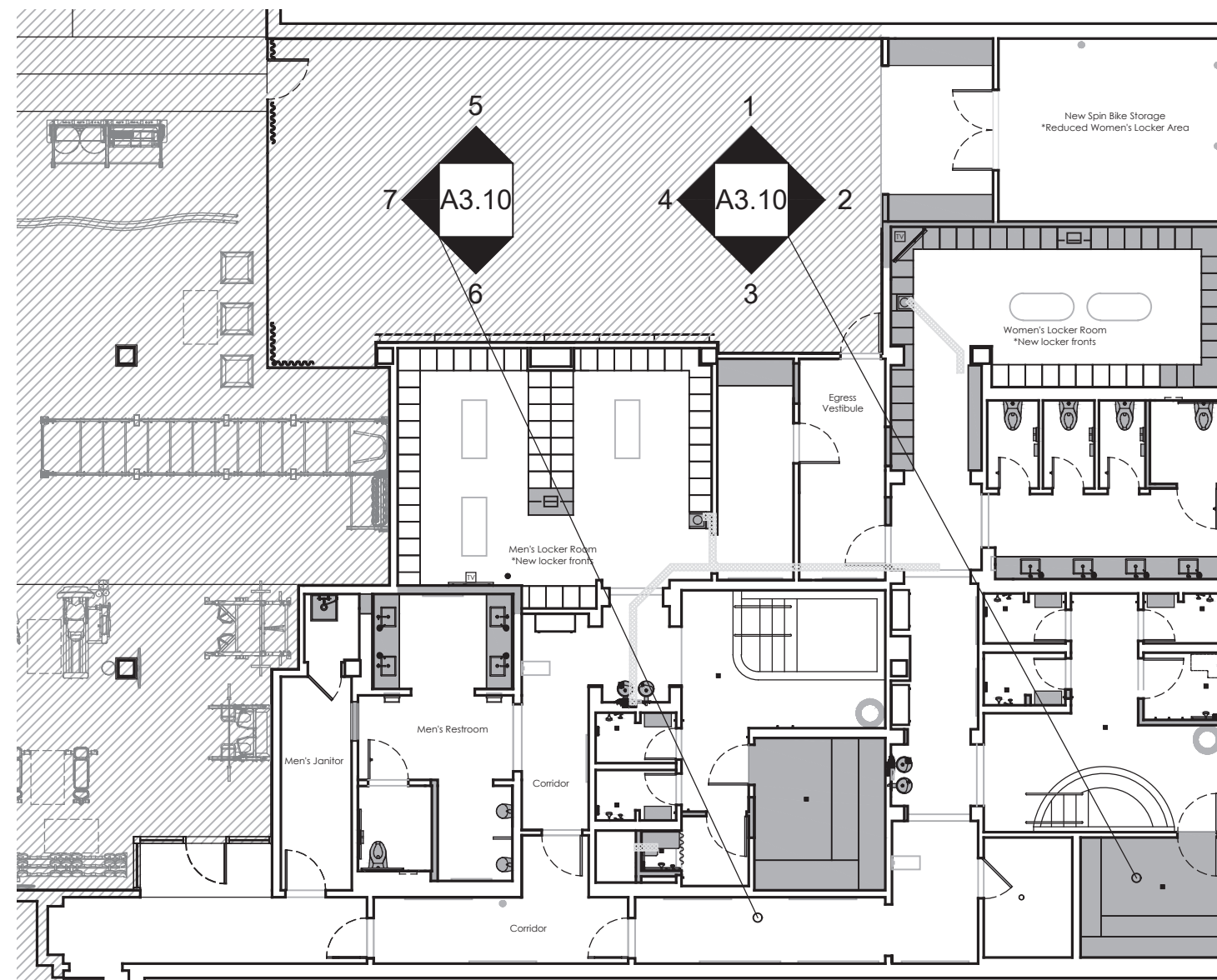
5 Women's Corridor Interior Elevation
1/2" = 1' - 0"



6 Women's Corridor Interior Elevation
1/2" = 1' - 0"



7 Women's Corridor Interior Elevation
1/2" = 1' - 0"



Fitness Members Area Key Plan
Not to Scale

HOTEL DEL CORONADO.

Fitness Members Area Renovation

1500 Orange Avenue
Coronado, CA 92118



González Architects
Hospitality

Mechanical/Electrical/Plumbing Engineer
K1sc Collaborative
4755 Eastgate Mall, Suite 150
San Diego, CA 92121
658.362.6800



Registration Seal
C-32509
Address
14 NE 1st Avenue, Suite 507
Miami, FL 33132
T +1 (305) 455 4216

Issued/Revised		
No.	Date	Description
09-17-21	Permit Set	
01-05-22	Owner Revisions	

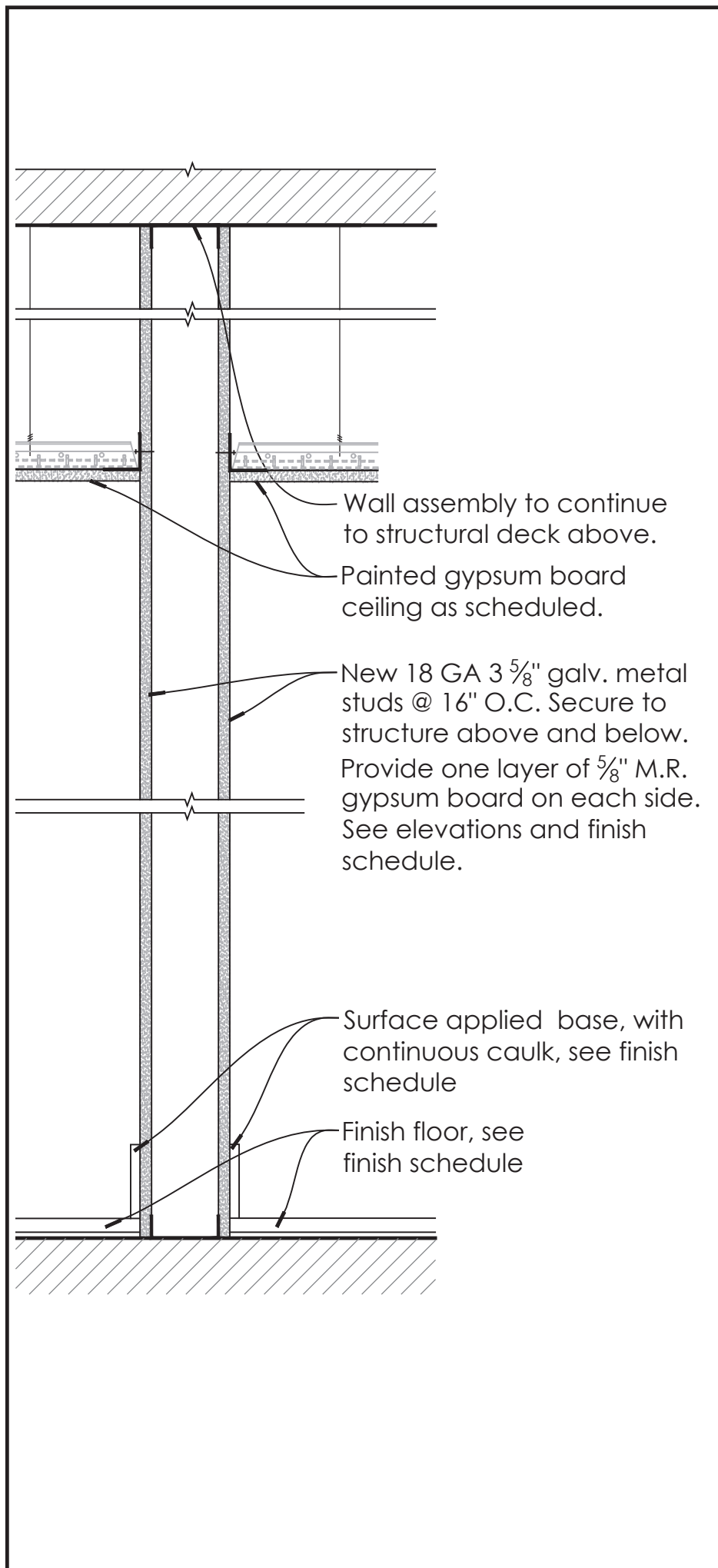
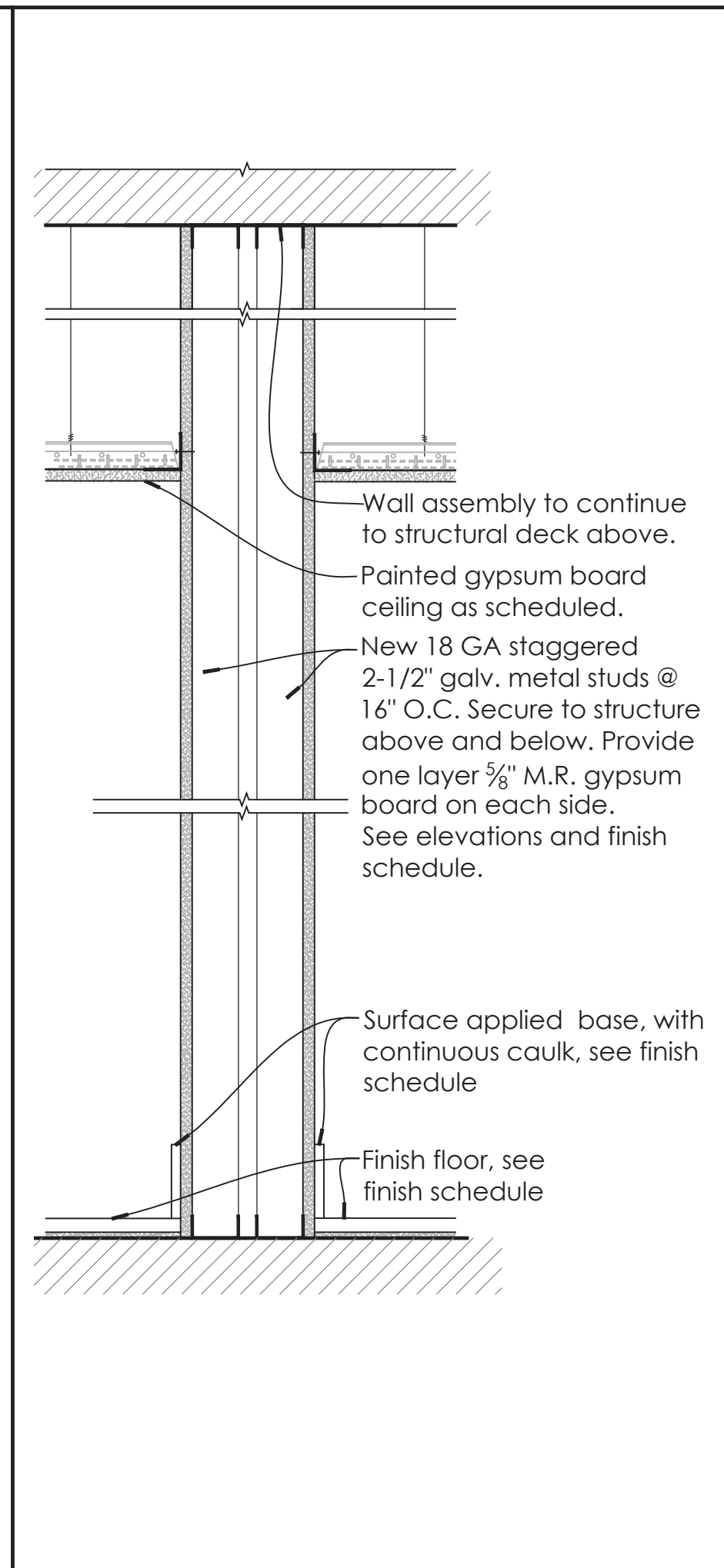
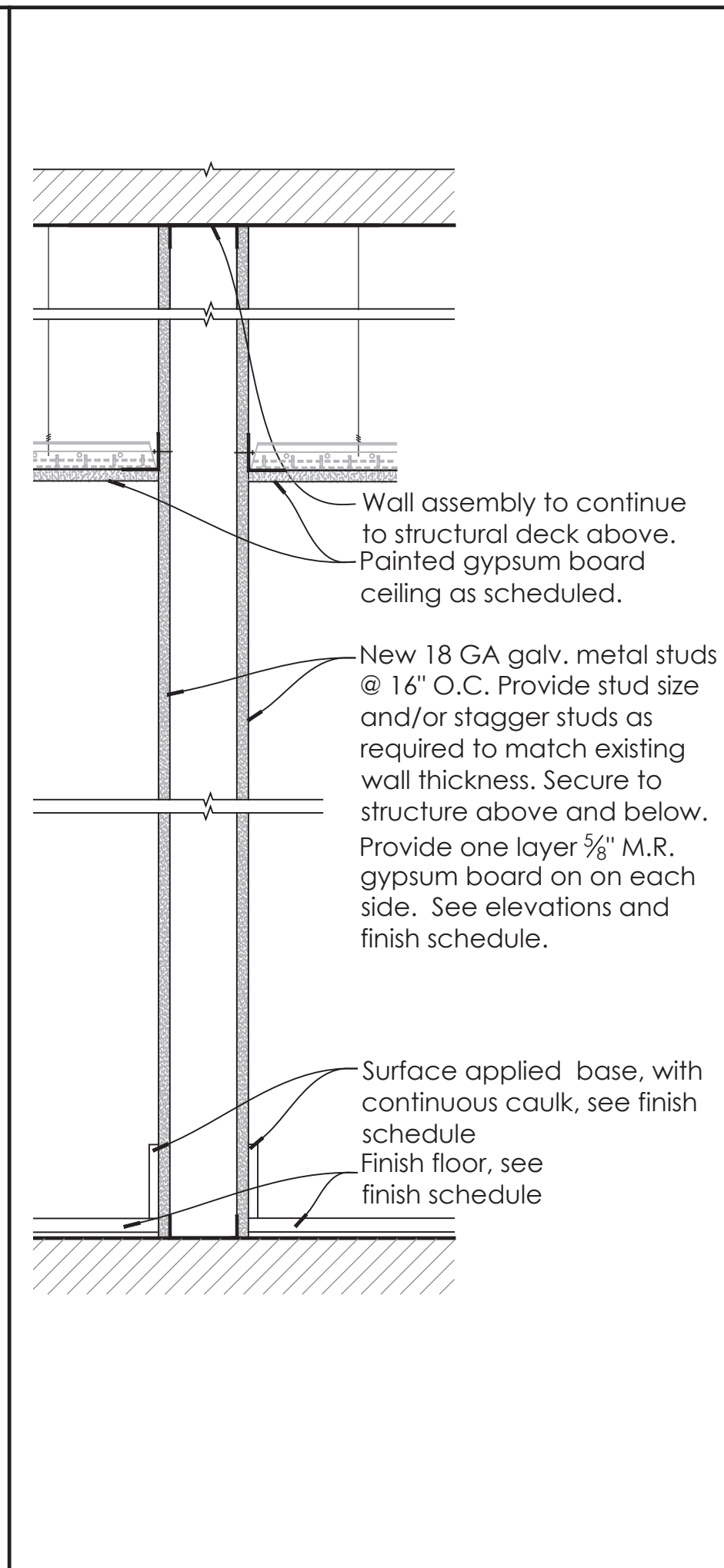
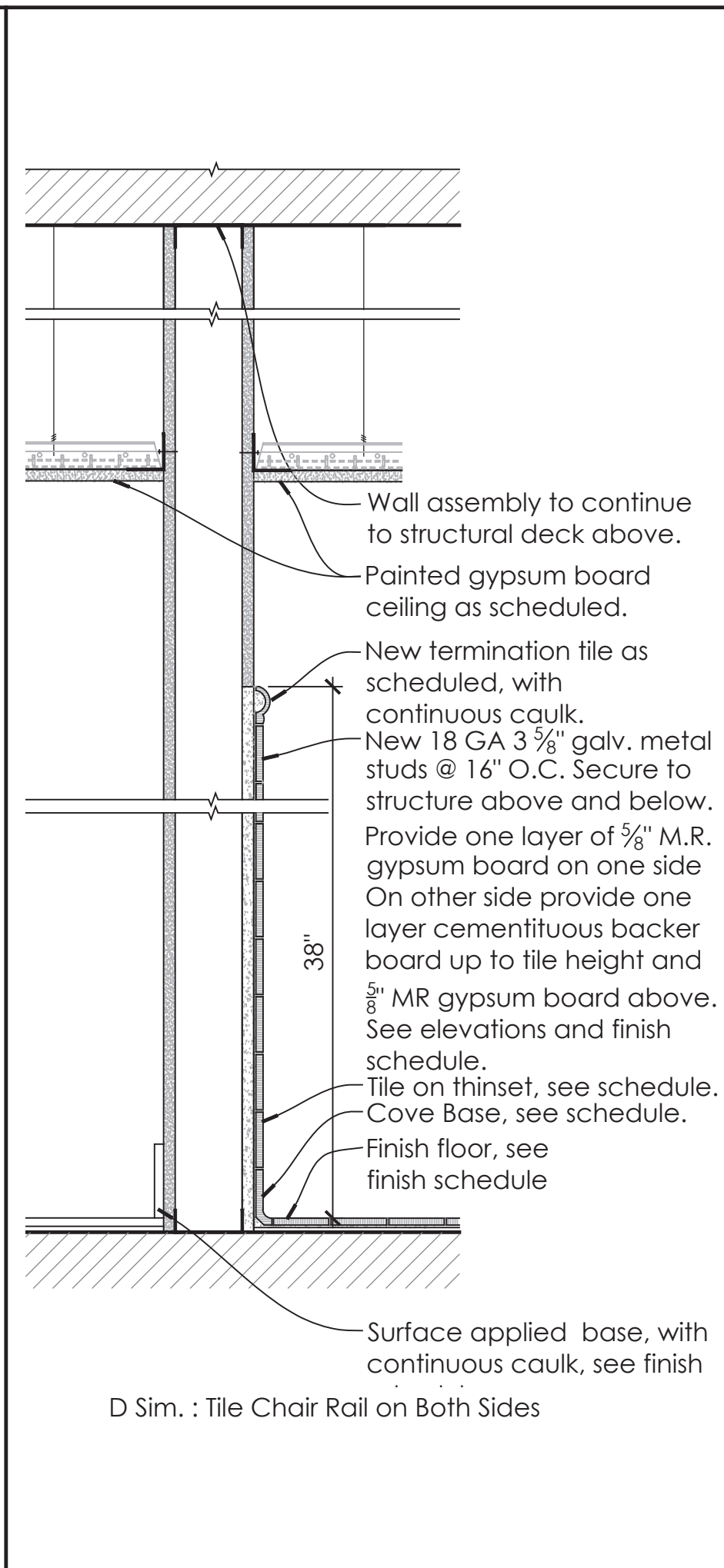
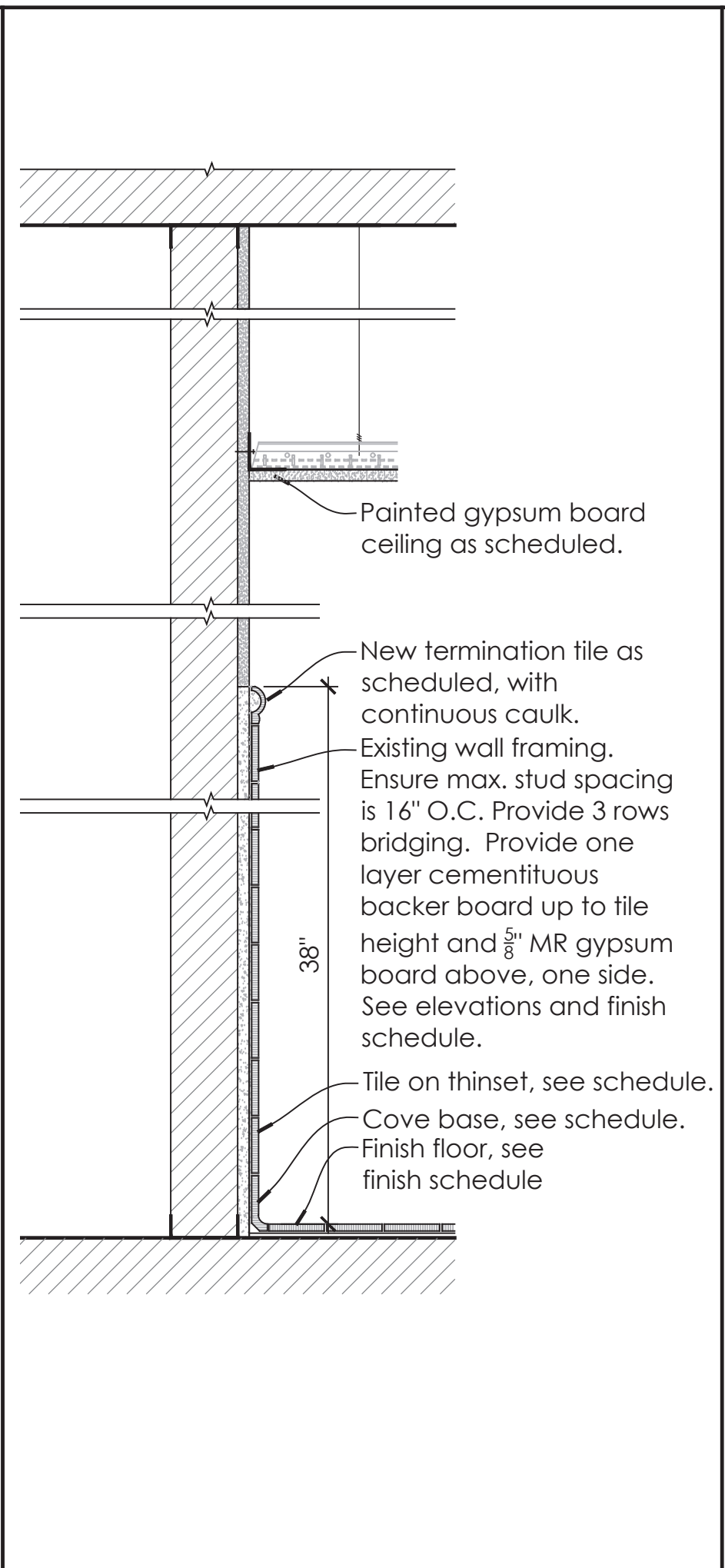
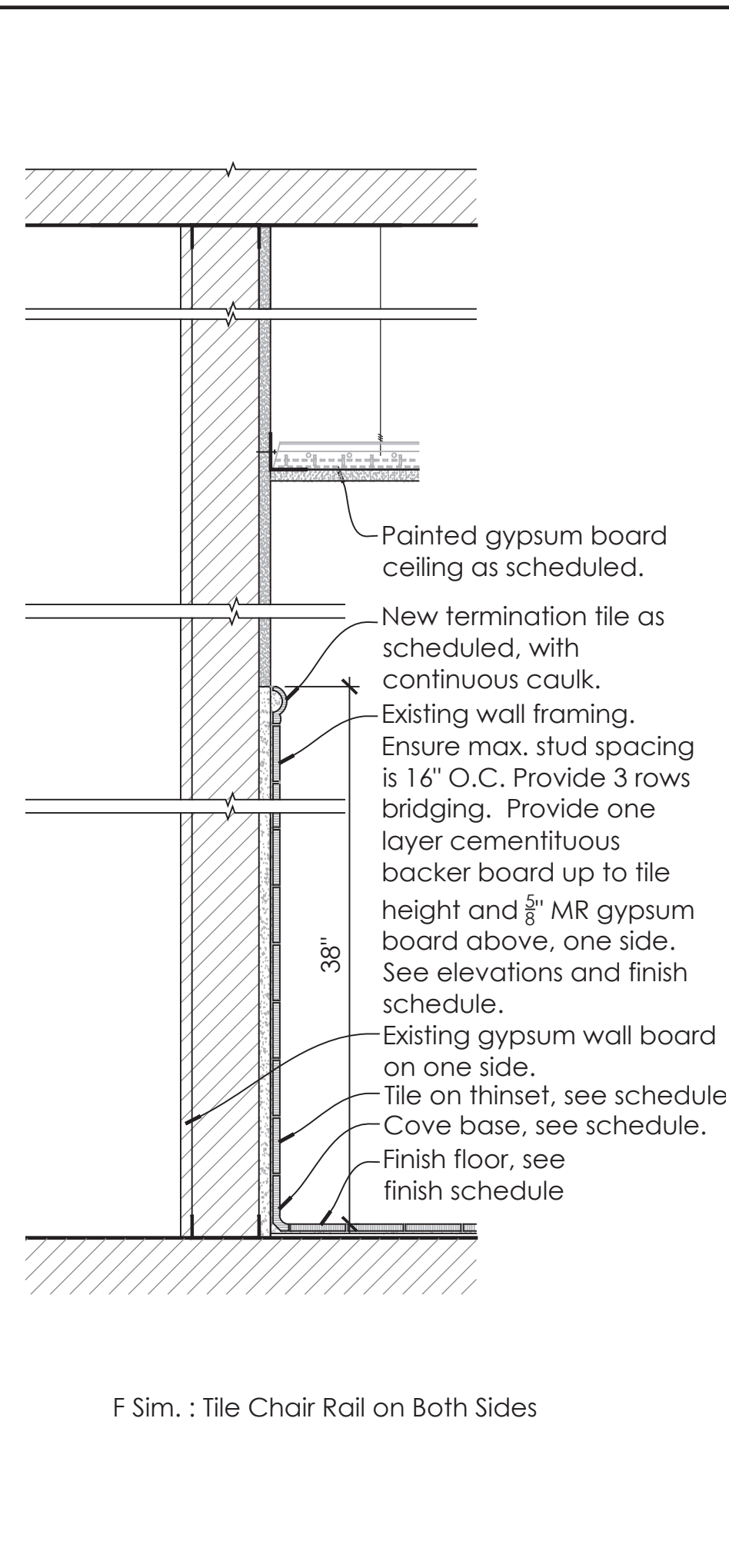
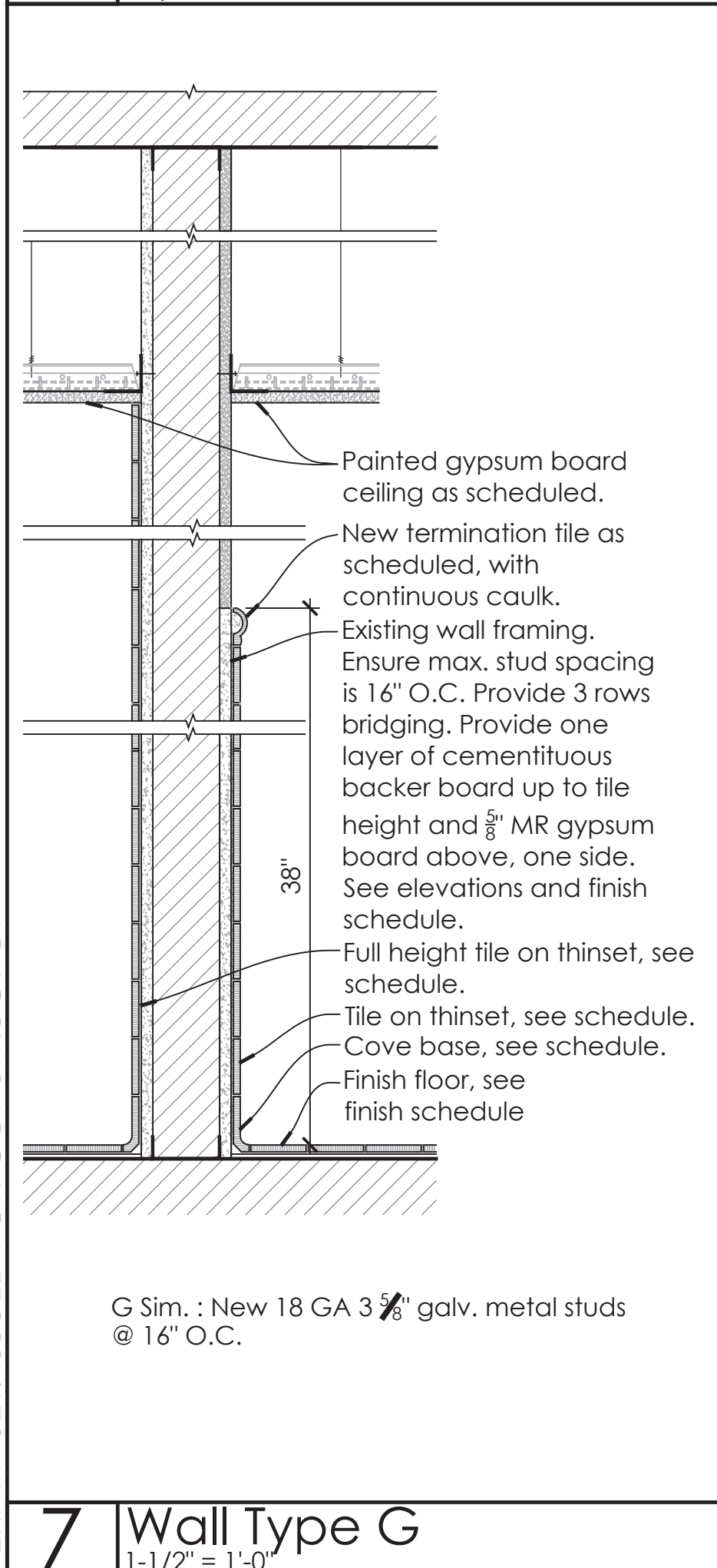
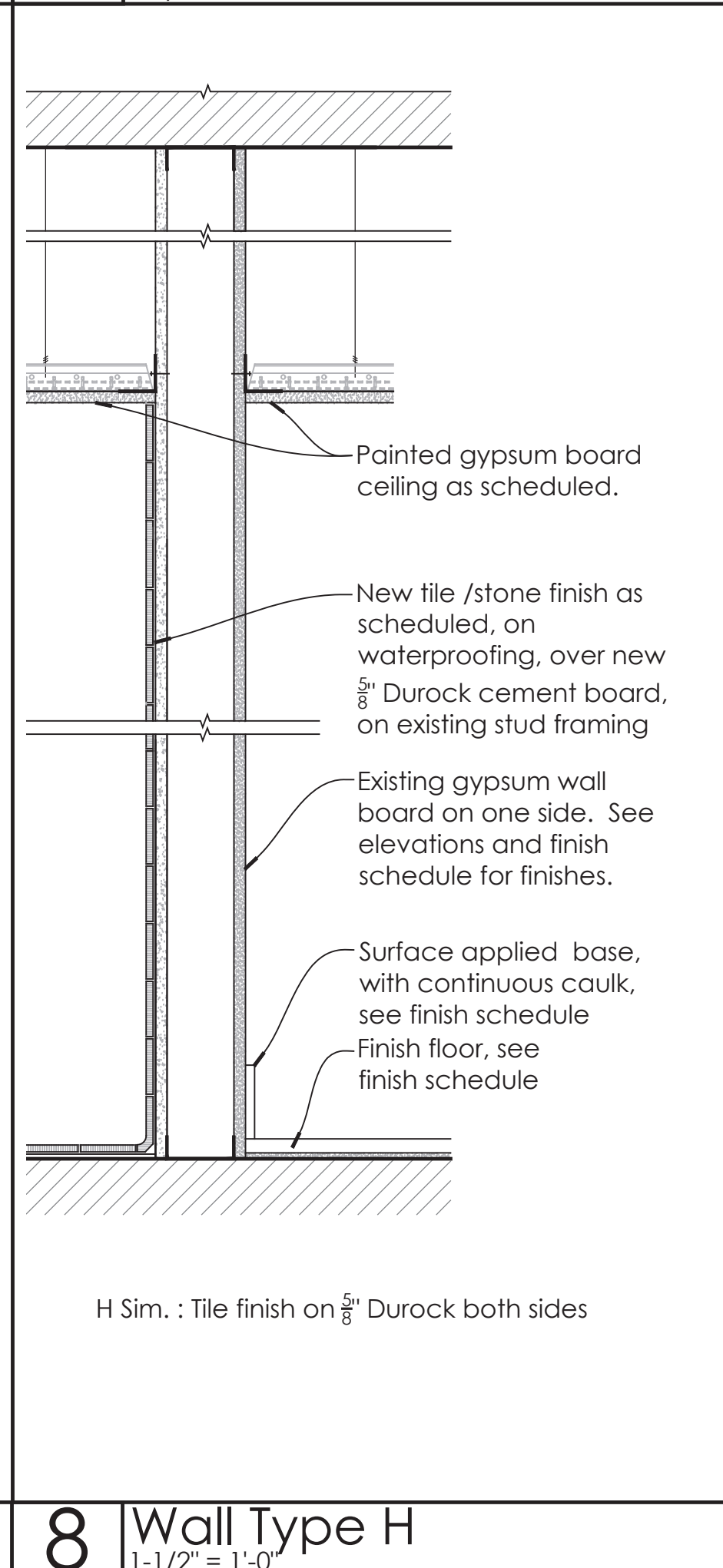
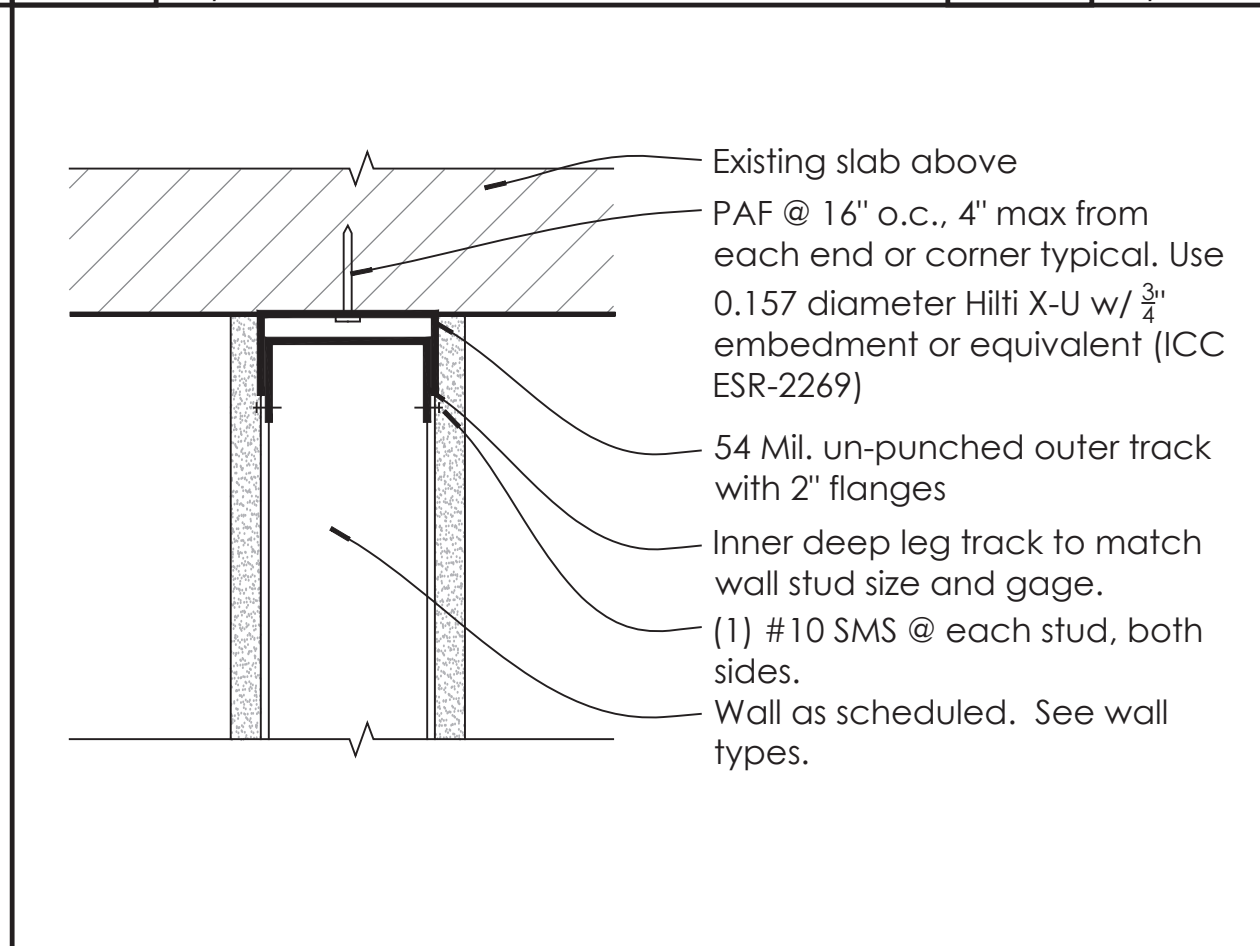
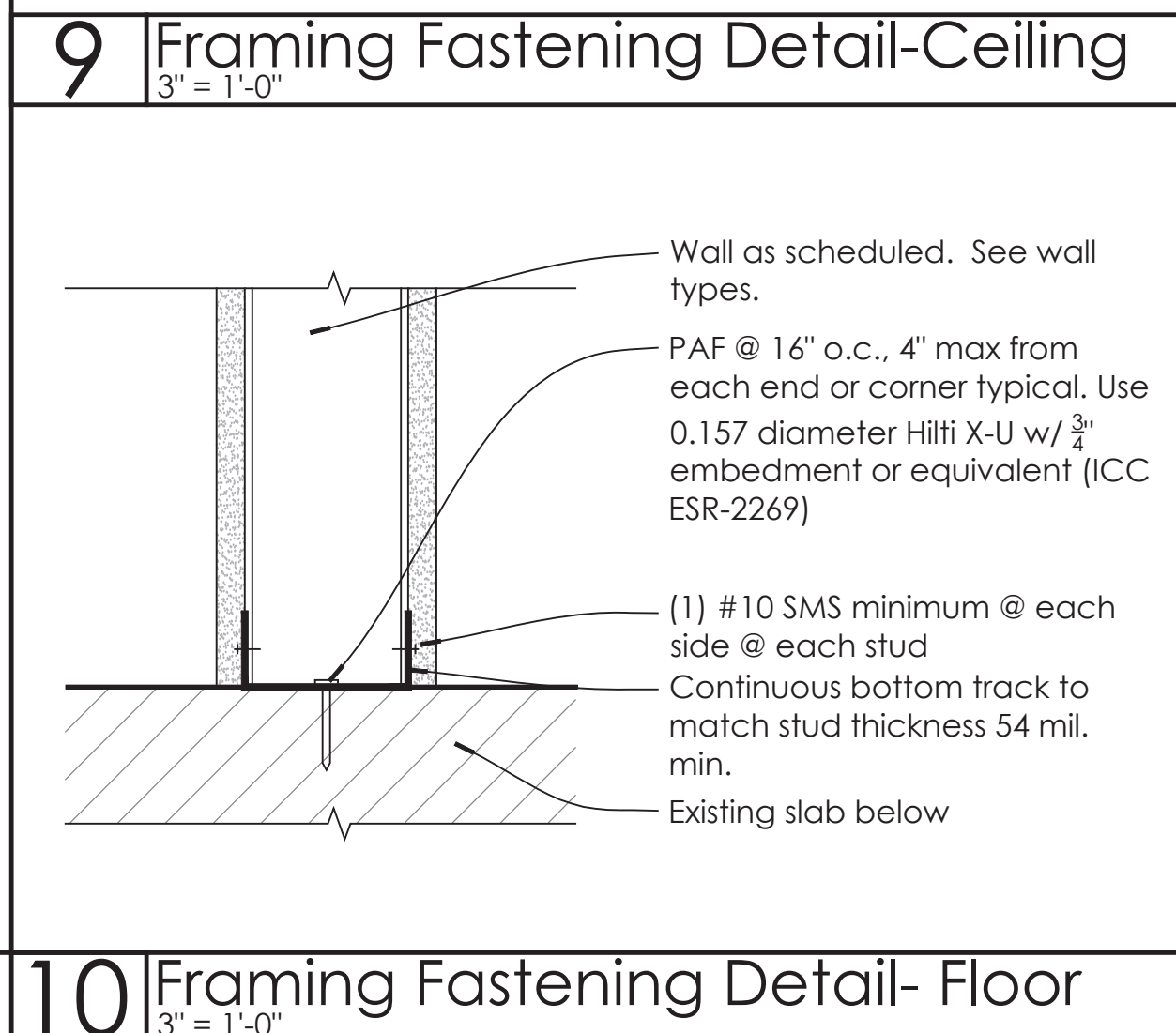
Drawing Title
Women's Steam Room
and Corridor Interior
Elevations

Scale
Date
Drawn By
Project No.
Drawing No.

As Noted
09-17-2021
19022

A3.10

PERMIT SET- ISSUED FOR CONSTRUCTION

 <p>Wall assembly to continue to structural deck above. Painted gypsum board ceiling as scheduled.</p> <p>New 18 GA 3 5/8" galv. metal studs @ 16" O.C. Secure to structure above and below. Provide one layer of 5/8" M.R. gypsum board on each side. See elevations and finish schedule.</p> <p>Surface applied base, with continuous caulk, see finish schedule</p> <p>Finish floor, see finish schedule</p> <p>1 Wall Type A 1-1/2" = 1'-0"</p>	 <p>Wall assembly to continue to structural deck above. Painted gypsum board ceiling as scheduled.</p> <p>New 18 GA staggered 2-1/2" galv. metal studs @ 16" O.C. Secure to structure above and below. Provide one layer 5/8" M.R. gypsum board on each side. See elevations and finish schedule.</p> <p>Surface applied base, with continuous caulk, see finish schedule</p> <p>Finish floor, see finish schedule</p> <p>2 Wall Type B 1-1/2" = 1'-0"</p>	 <p>Wall assembly to continue to structural deck above. Painted gypsum board ceiling as scheduled.</p> <p>New 18 GA galv. metal studs @ 16" O.C. Provide stud size and/or stagger studs as required to match existing wall thickness. Secure to structure above and below. Provide one layer 5/8" M.R. gypsum board on on each side. See elevations and finish schedule.</p> <p>Surface applied base, with continuous caulk, see finish schedule</p> <p>Finish floor, see finish schedule</p> <p>3 Wall Type C 1-1/2" = 1'-0"</p>	 <p>Wall assembly to continue to structural deck above. Painted gypsum board ceiling as scheduled.</p> <p>New termination tile as scheduled, with continuous caulk. New 18 GA 3 5/8" galv. metal studs @ 16" O.C. Secure to structure above and below. Provide one layer of 5/8" M.R. gypsum board on one side. On other side provide one layer cementitious backer board up to tile height and 5/8" MR gypsum board above. See elevations and finish schedule.</p> <p>Tile on thinset, see schedule. Cove Base, see schedule.</p> <p>Finish floor, see finish schedule</p> <p>Surface applied base, with continuous caulk, see finish</p> <p>D Sim. : Tile Chair Rail on Both Sides</p> <p>4 Wall Type D 1-1/2" = 1'-0"</p>	 <p>Painted gypsum board ceiling as scheduled.</p> <p>New termination tile as scheduled, with continuous caulk. Existing wall framing. Ensure max. stud spacing is 16" O.C. Provide 3 rows bridging. Provide one layer cementitious backer board up to tile height and 5/8" MR gypsum board above, one side. See elevations and finish schedule.</p> <p>Tile on thinset, see schedule. Cove base, see schedule.</p> <p>Finish floor, see finish schedule</p> <p>5 Wall Type E 1-1/2" = 1'-0"</p>	 <p>Painted gypsum board ceiling as scheduled.</p> <p>New termination tile as scheduled, with continuous caulk. Existing wall framing. Ensure max. stud spacing is 16" O.C. Provide 3 rows bridging. Provide one layer cementitious backer board up to tile height and 5/8" MR gypsum board above, one side. See elevations and finish schedule.</p> <p>Existing gypsum wall board on one side. Tile on thinset, see schedule. Cove base, see schedule.</p> <p>Finish floor, see finish schedule</p> <p>F Sim. : Tile Chair Rail on Both Sides</p> <p>6 Wall Type F 1-1/2" = 1'-0"</p>
 <p>Painted gypsum board ceiling as scheduled.</p> <p>New termination tile as scheduled, with continuous caulk. Existing wall framing. Ensure max. stud spacing is 16" O.C. Provide 3 rows bridging. Provide one layer of cementitious backer board up to tile height and 5/8" MR gypsum board above, one side. See elevations and finish schedule.</p> <p>Full height tile on thinset, see schedule.</p> <p>Tile on thinset, see schedule. Cove base, see schedule.</p> <p>Finish floor, see finish schedule</p> <p>G Sim. : New 18 GA 3 5/8" galv. metal studs @ 16" O.C.</p> <p>7 Wall Type G 1-1/2" = 1'-0"</p>	 <p>Painted gypsum board ceiling as scheduled.</p> <p>New tile /stone finish as scheduled, on waterproofing, over new 5/8" Durock cement board, on existing stud framing</p> <p>Existing gypsum wall board on one side. See elevations and finish schedule for finishes.</p> <p>Surface applied base, with continuous caulk, see finish schedule</p> <p>Finish floor, see finish schedule</p> <p>H Sim. : Tile finish on 5/8" Durock both sides</p> <p>8 Wall Type H 1-1/2" = 1'-0"</p>	 <p>Existing slab above</p> <p>PAF @ 16" o.c., 4" max from each end or corner typical. Use 0.157 diameter Hilti X-U w/ 3/4" embedment or equivalent (ICC ESR-2269)</p> <p>54 Mil. un-punched outer track with 2" flanges</p> <p>Inner deep leg track to match wall stud size and gage.</p> <p>(1) #10 SMS @ each stud, both sides.</p> <p>Wall as scheduled. See wall types.</p> <p>9 Framing Fastening Detail-Ceiling 3" = 1'-0"</p>	 <p>Wall as scheduled. See wall types.</p> <p>PAF @ 16" o.c., 4" max from each end or corner typical. Use 0.157 diameter Hilti X-U w/ 3/4" embedment or equivalent (ICC ESR-2269)</p> <p>(1) #10 SMS minimum @ each side @ each stud</p> <p>Continuous bottom track to match stud thickness 54 mil. min.</p> <p>Existing slab below</p> <p>10 Framing Fastening Detail- Floor 3" = 1'-0"</p>		

***General Note:**

- Provide Hydroban waterproofing system on cementitious backer board at all walls scheduled to receive tile and on all floor slabs in scope of work.
- Provide vinyl J-beads at all gypsum board terminations and vinyl corner beads at all outside corners.

*General Note:
-Provide Hydroban waterproofing system on cementitious backer board at all walls scheduled to receive tile and on all floor slabs in scope of work.
-Provide vinyl J-beads at all gypsum board terminations and vinyl corner beads at all outside corners.

HOTEL DEL CORONADO.

Fitness Members Area Renovation

1500 Orange Avenue
Coronado, CA 92118



González Architects
Hospitality

Mechanical/Electrical/Plumbing Engineer
tk1sc Collaborative
4755 Eastgate Mall, Suite 150
San Diego, CA 92121
658.362.6800



Registration Seal
C-32509
Address
14 NE 1st Avenue, Suite 507
Miami, FL 33132
T +1 (305) 455-4216

Issued/Revised
No. Date Description
09-17-21 Permit Set

Drawing Title

Wall Types &
Penetration Details

Scale As Noted
Date 09-17-2021
Drawn By
Project No. 19022
Drawing No.

A4.01

Fitness
Members Area
Renovation

1500 Orange Avenue
Coronado, CA 92118



González Architects
Hospitality

Mechanical/Electrical/Plumbing Engineer
tk1sc Collaborative
4755 Eastgate Mall, Suite 150
San Diego, CA 92121
658.362.6800



Registration Seal
C-32509
Address
14 NE 1st Avenue, Suite 507
Miami, FL 33132
T +1 (305) 455 4216

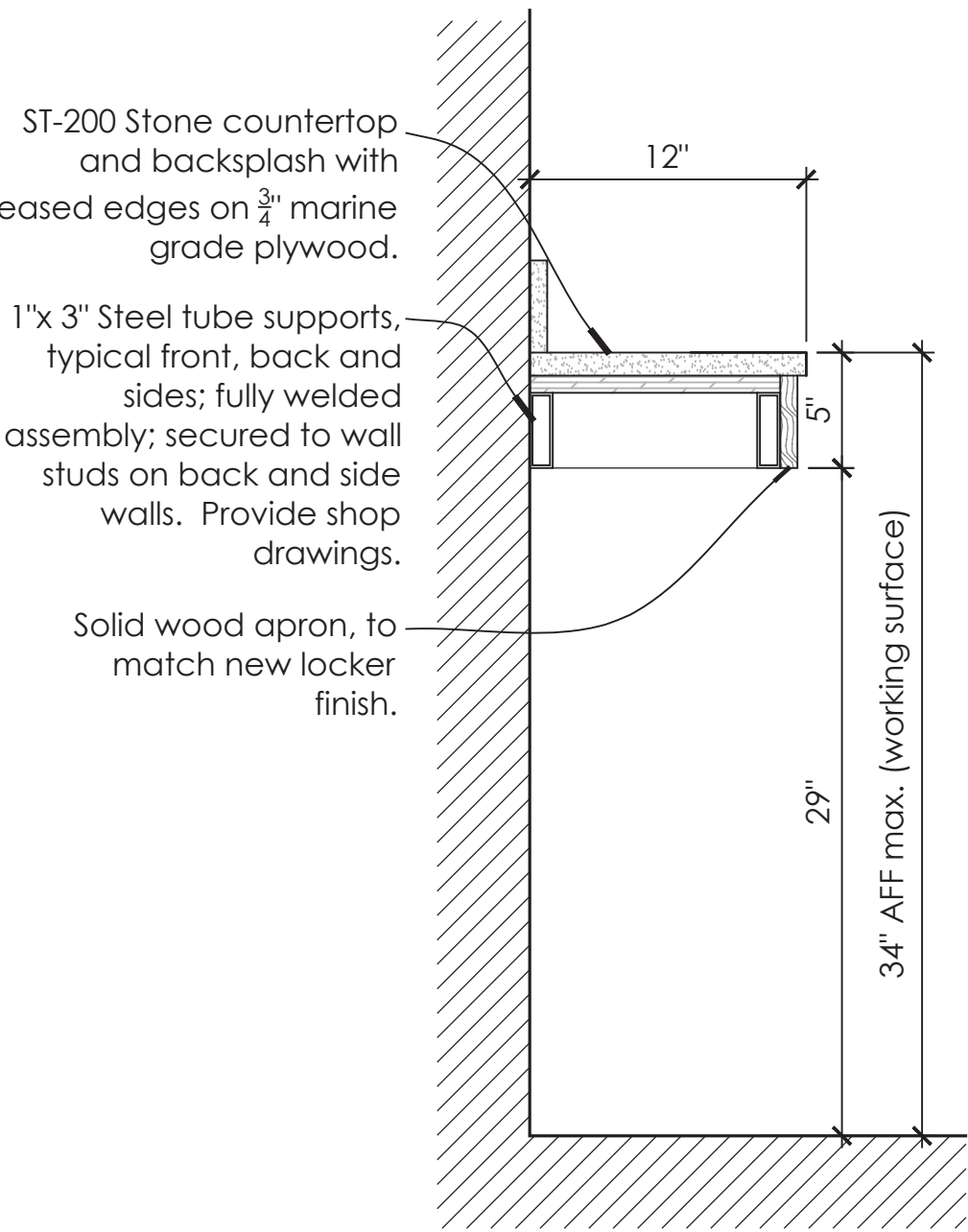
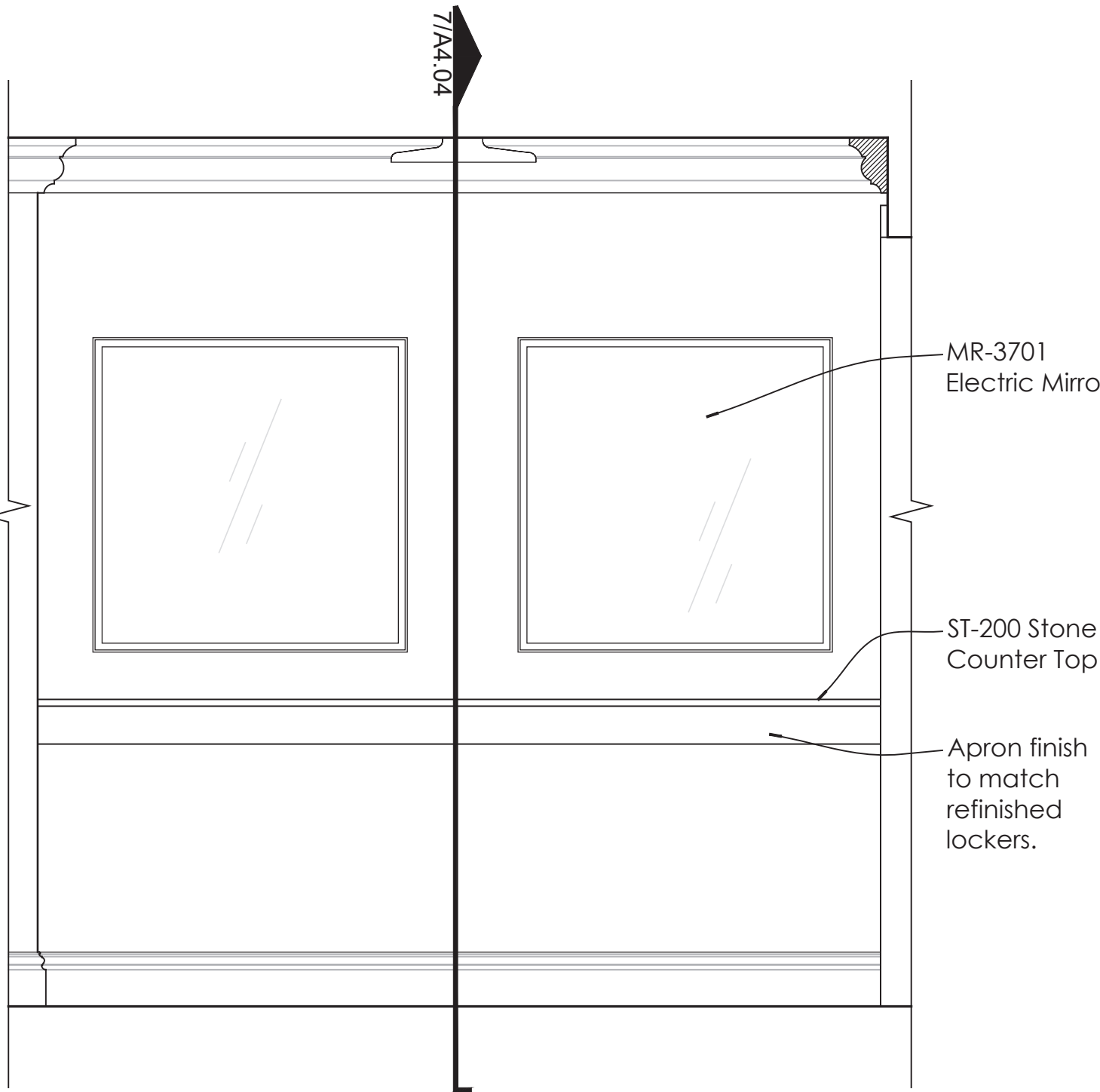
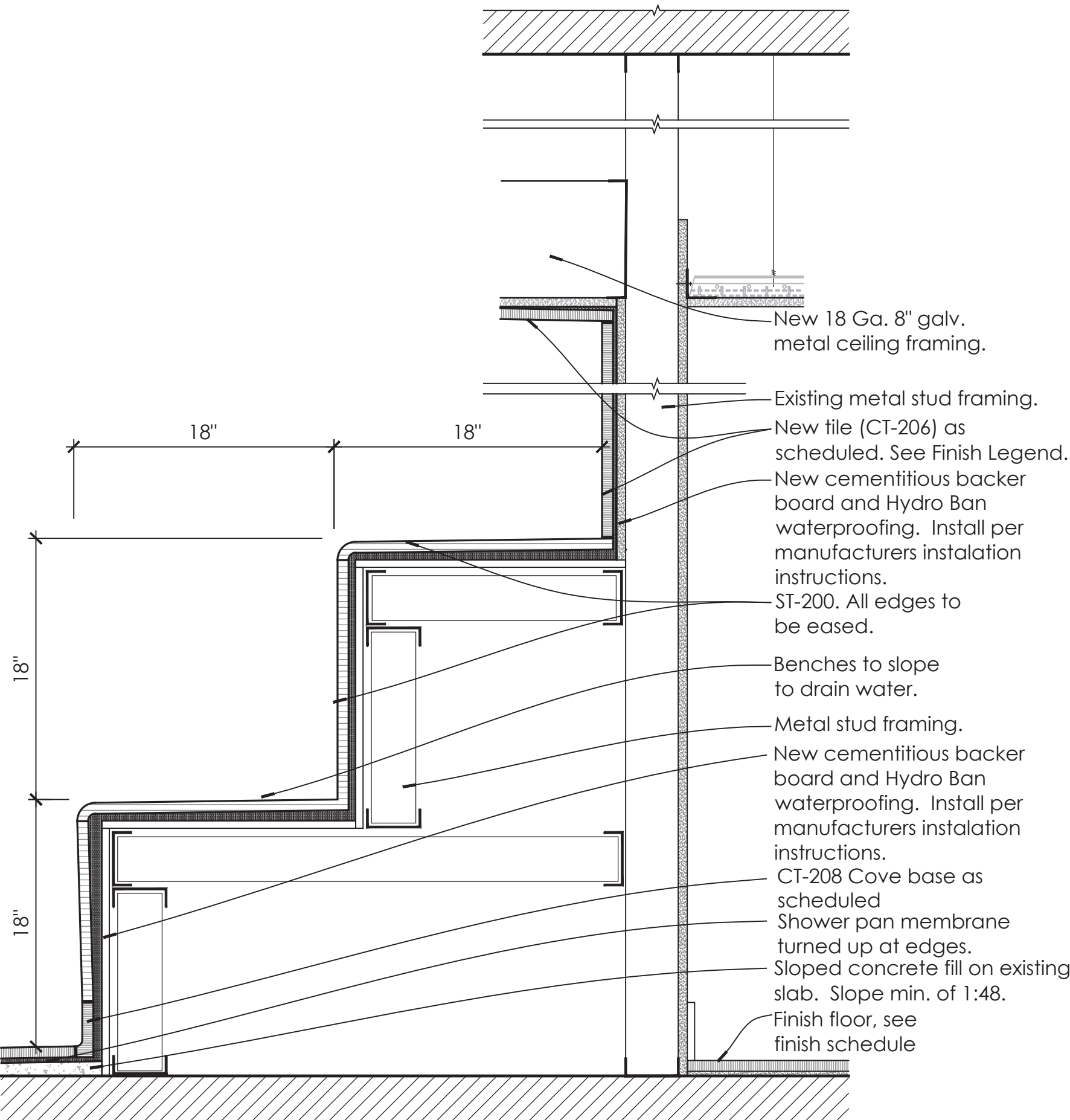
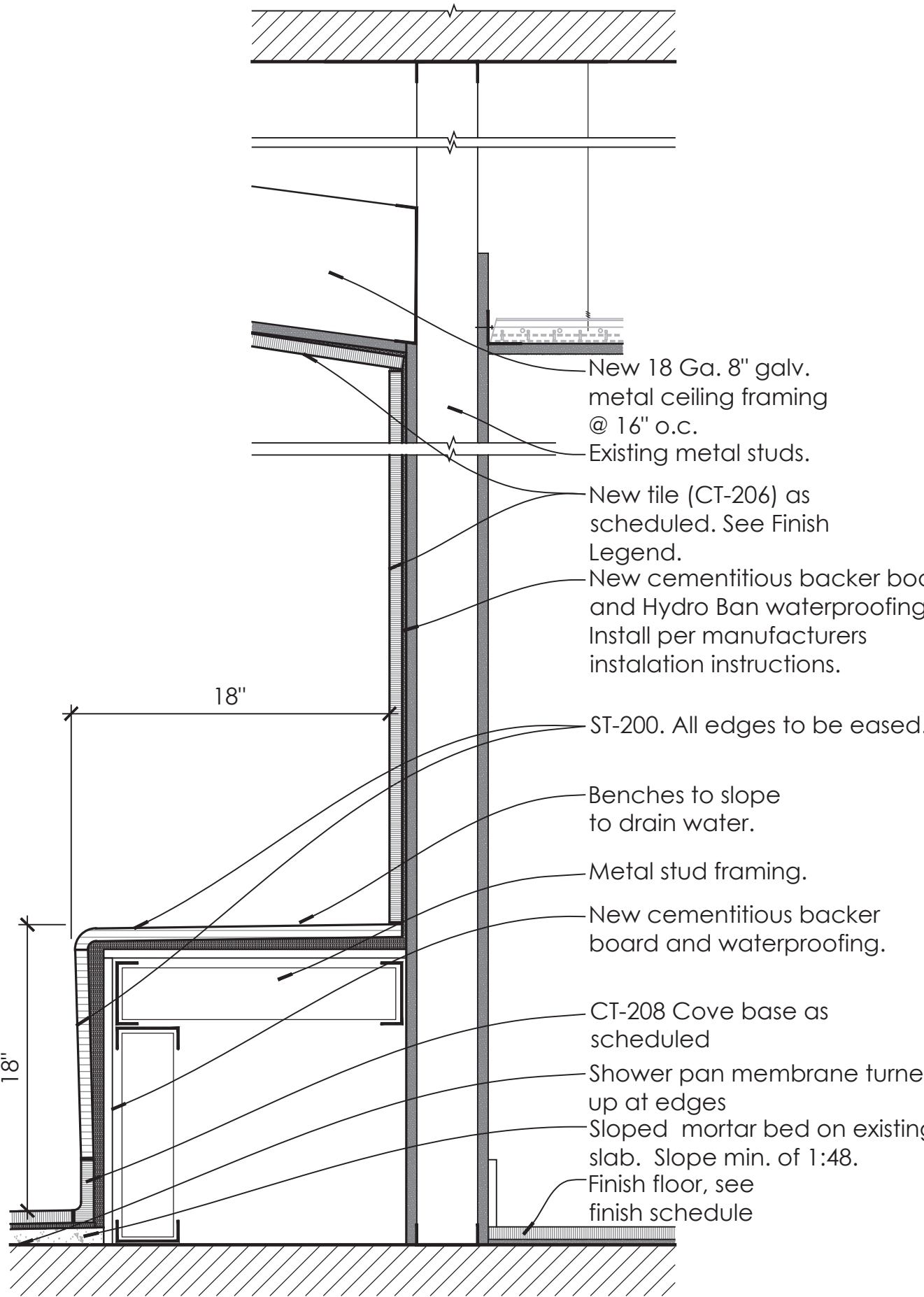
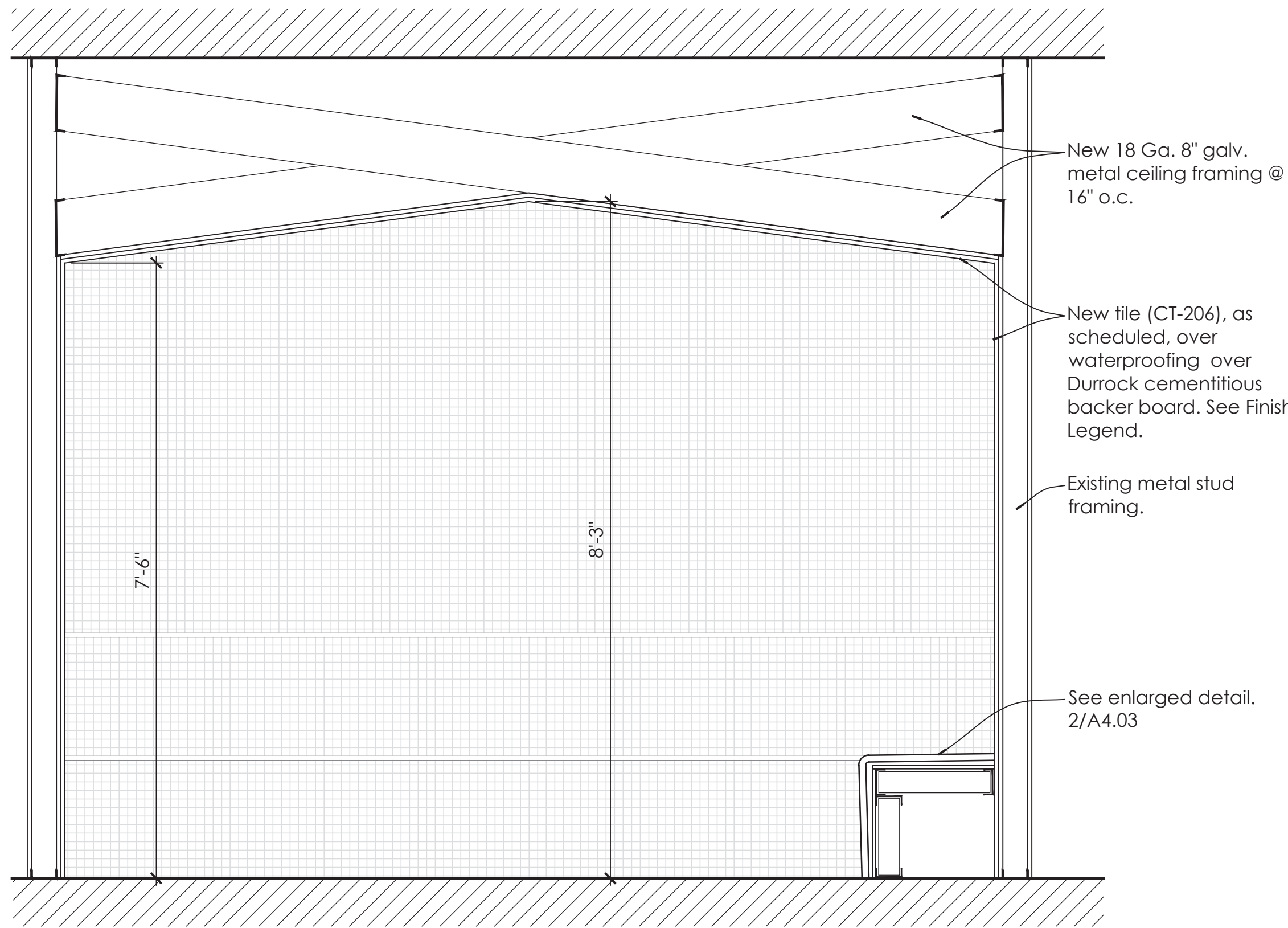
Issued/Revised
No. Date Description
09-17-21 Permit Set

Drawing Title

Details

Scale As Noted
Date 09-17-2021
Drawn By
Project No. 19022
Drawing No.

A4.03



PERMIT SET- ISSUED FOR CONSTRUCTION

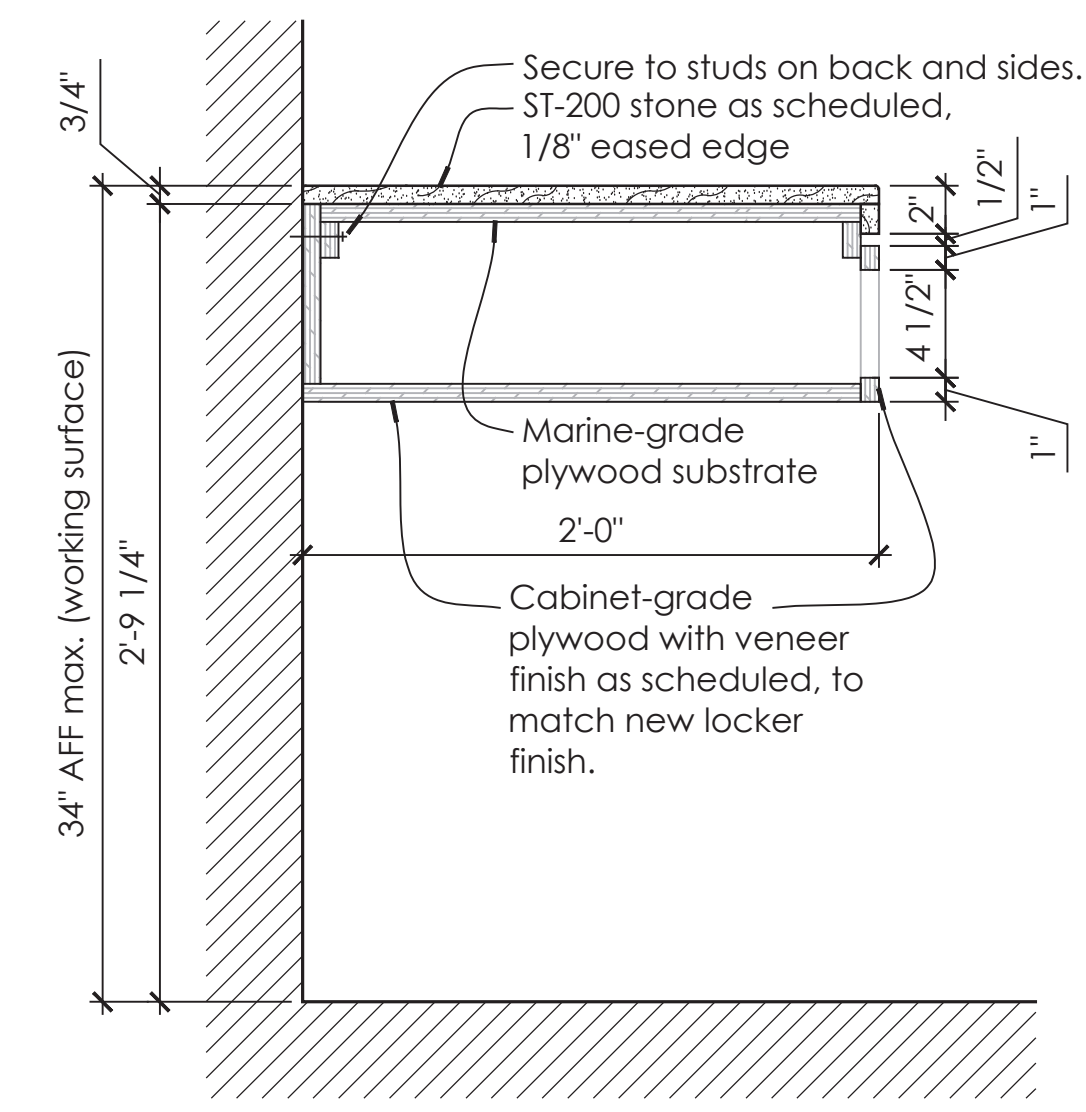
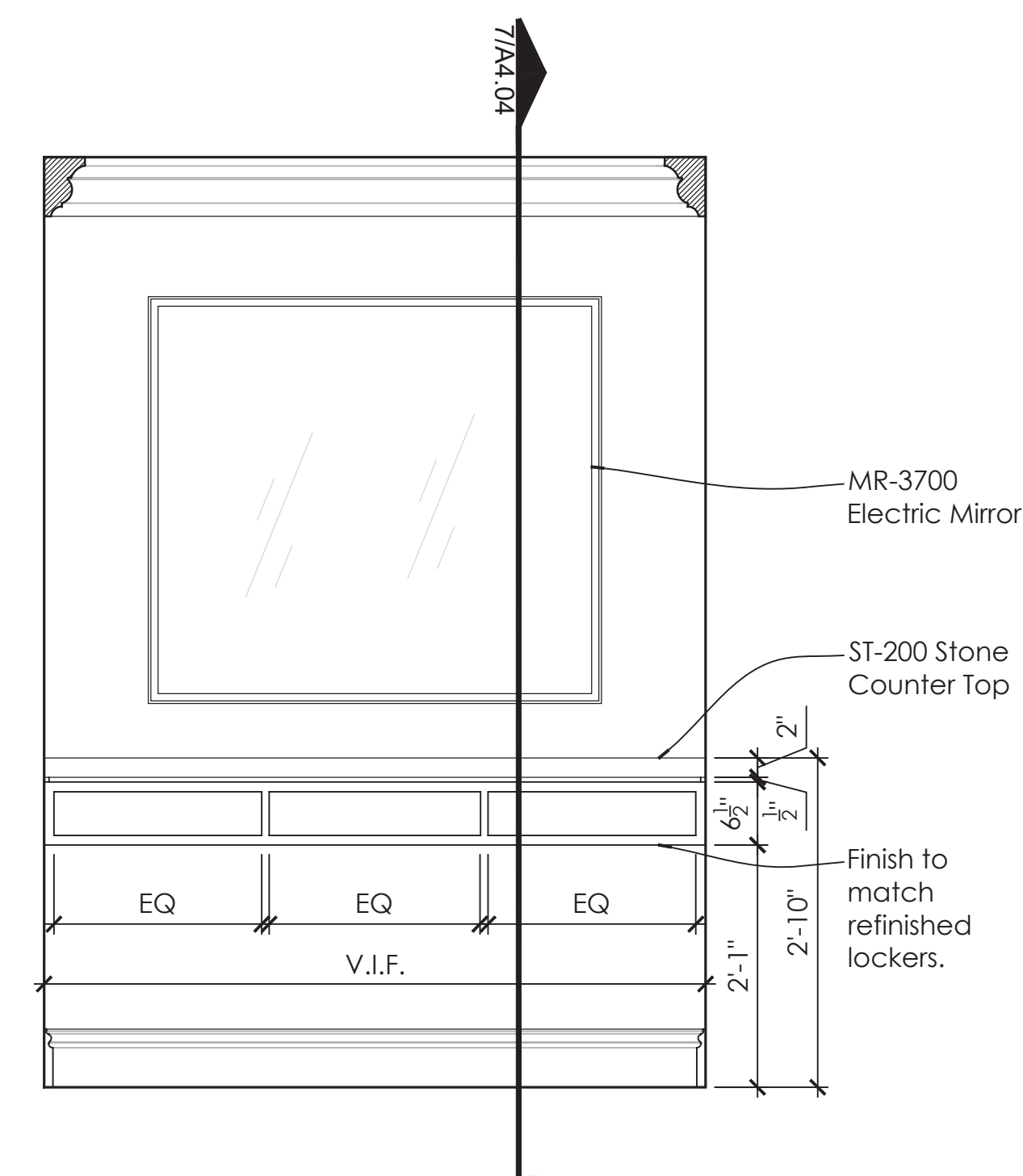
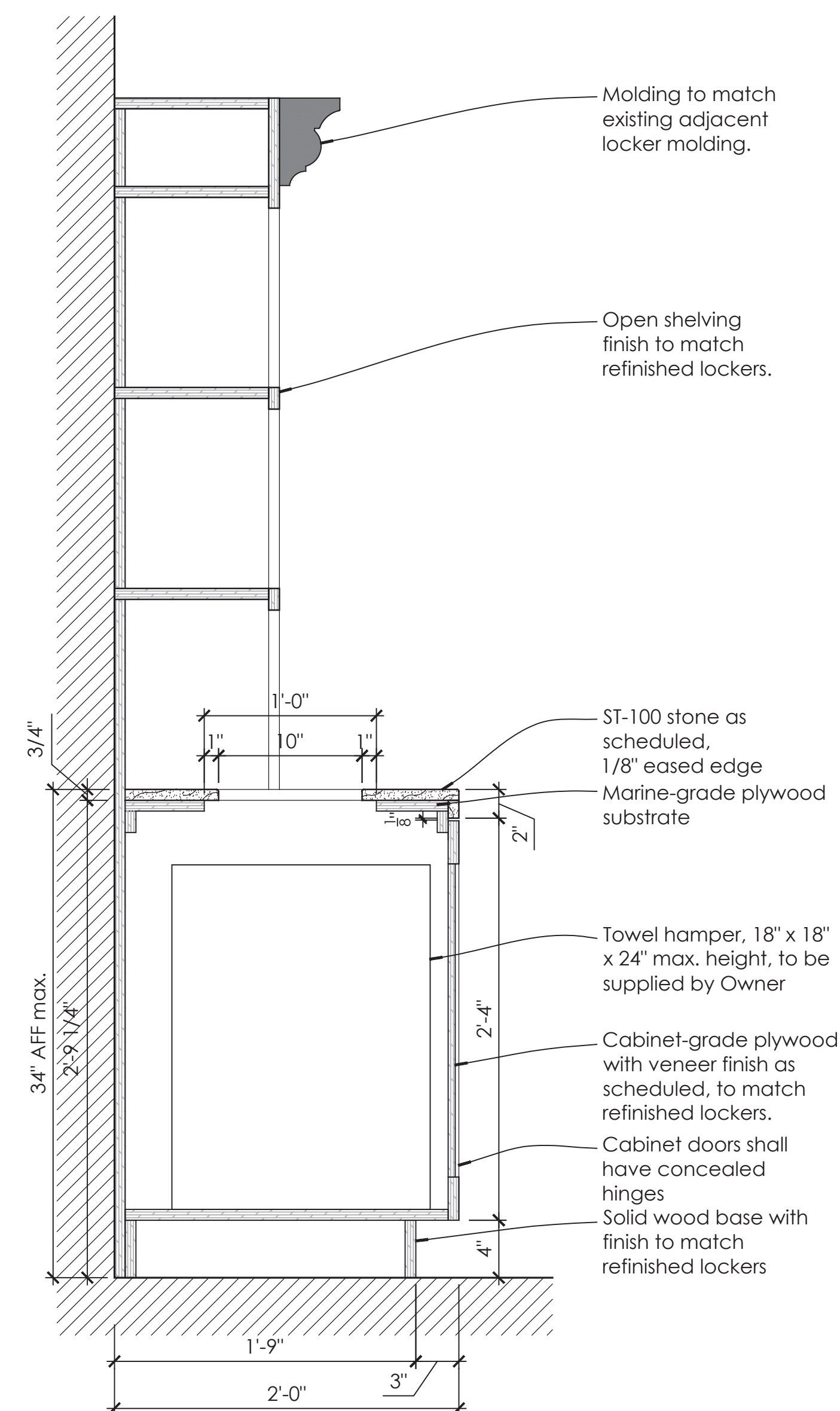
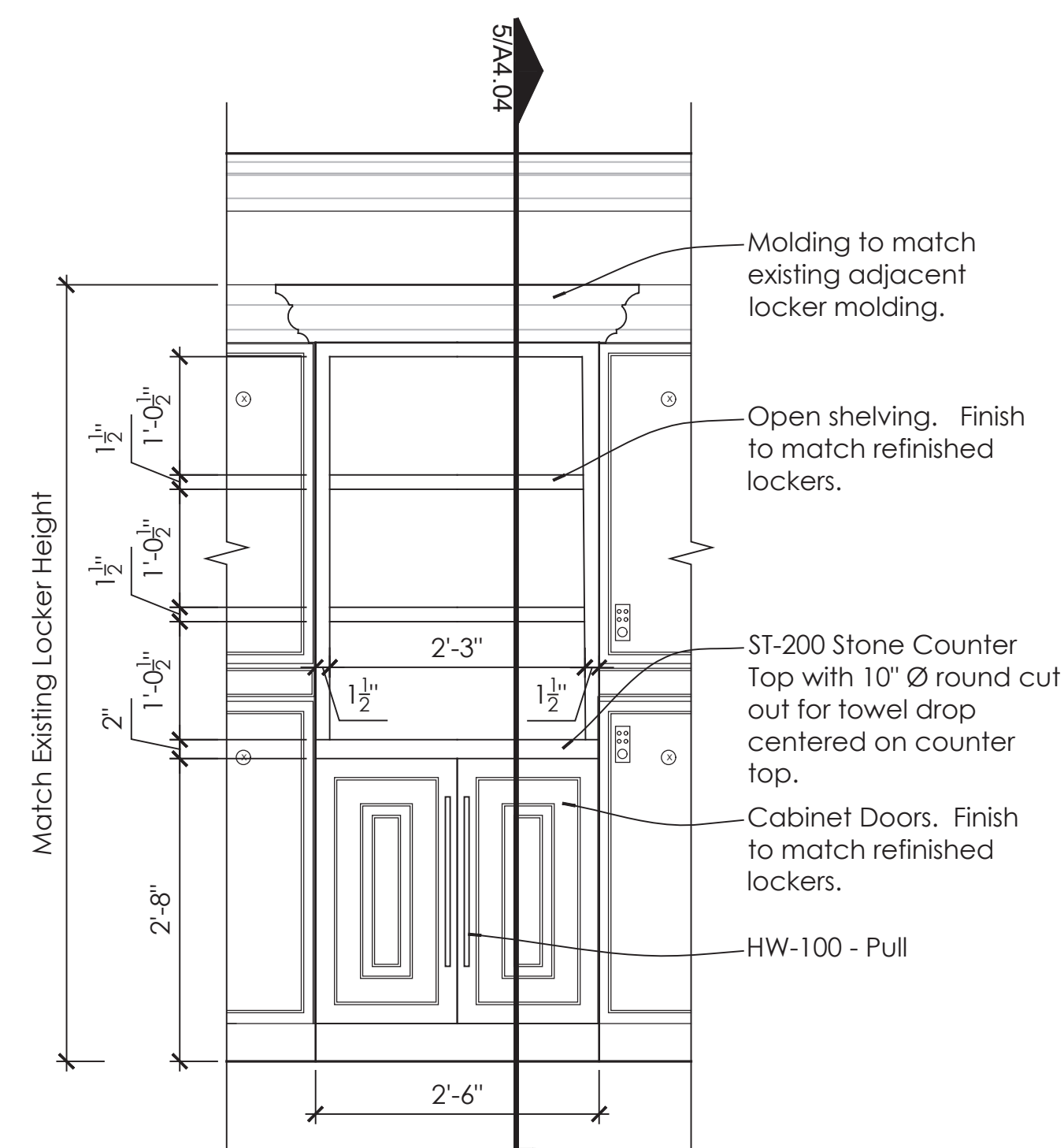
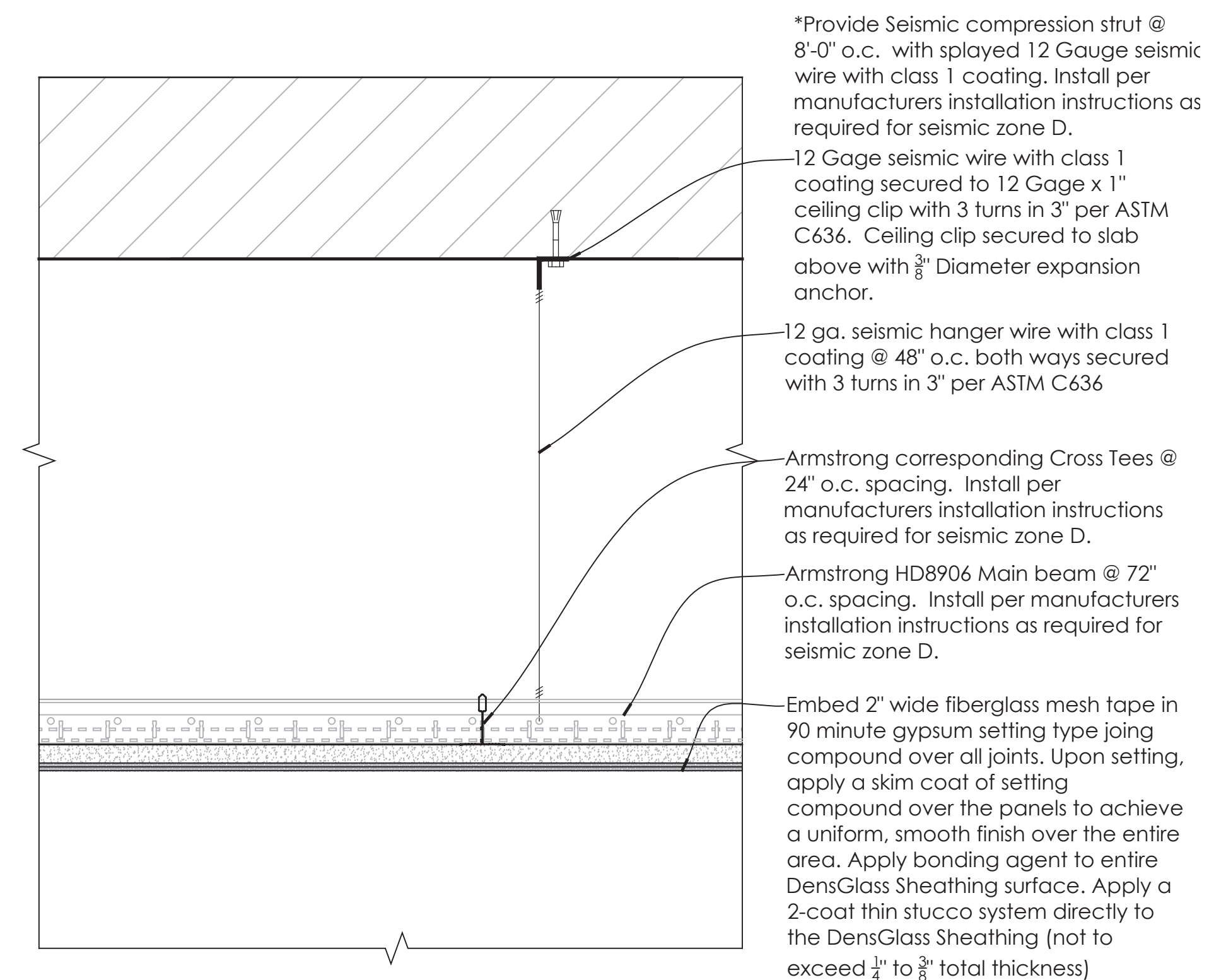
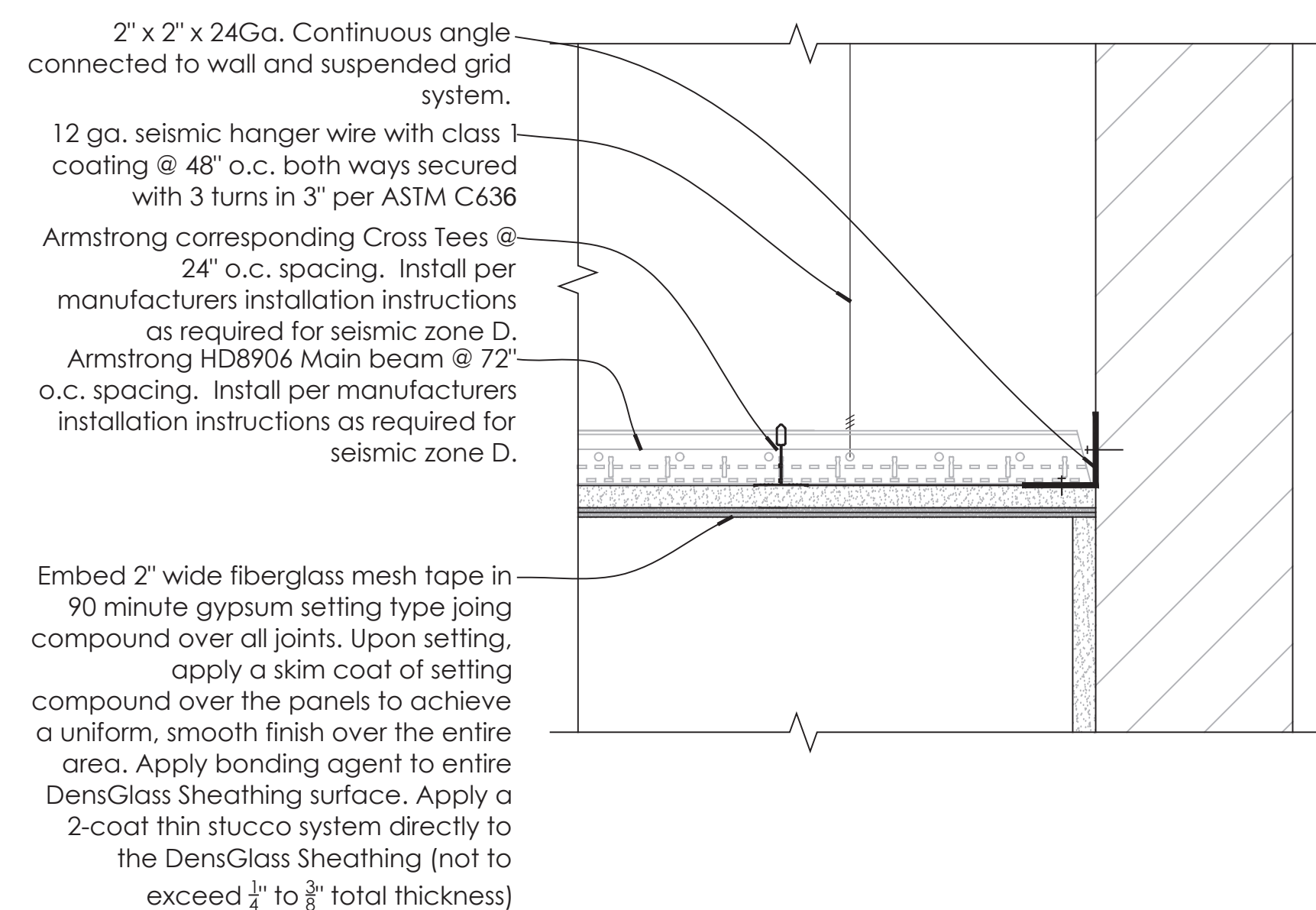
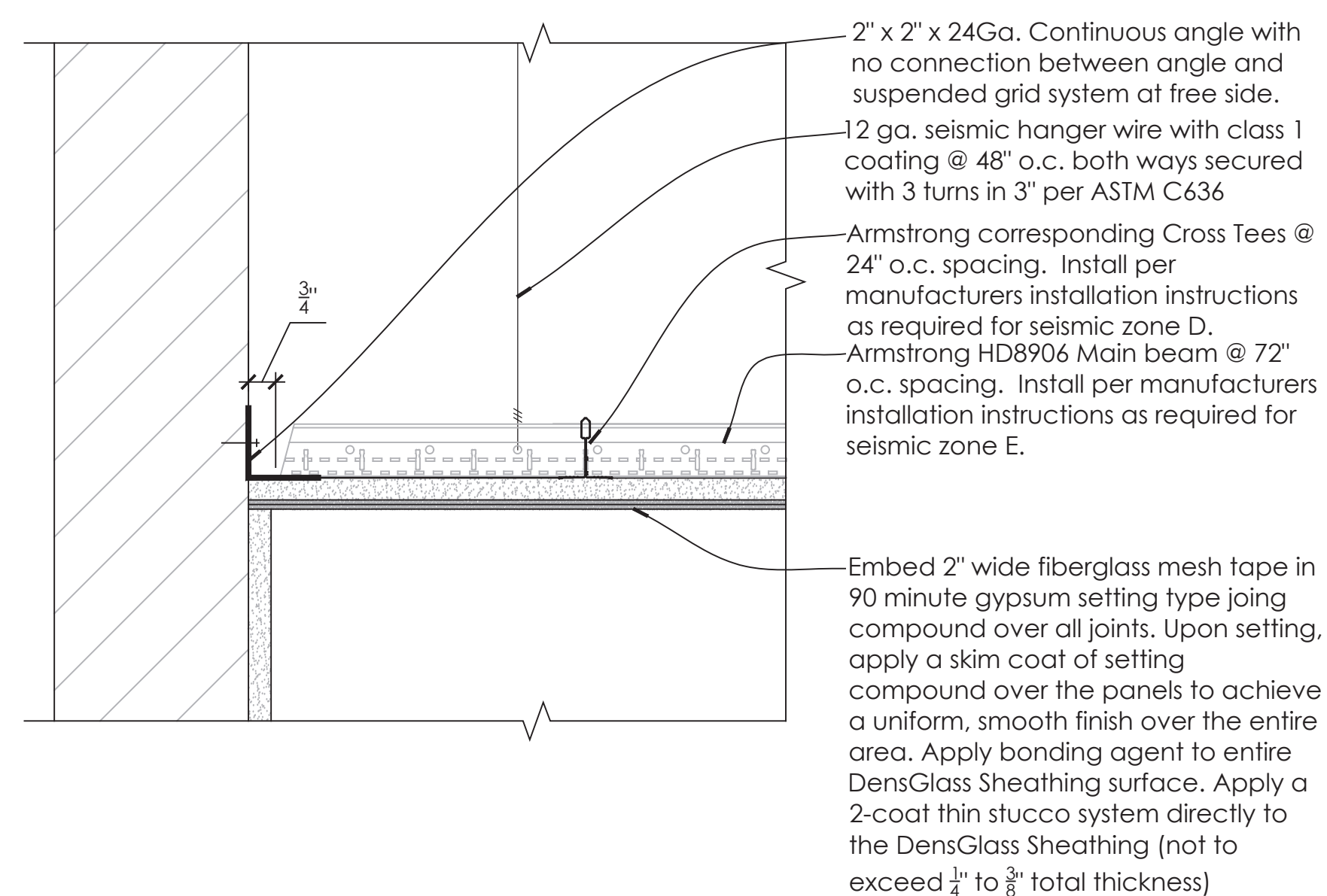
1 Typical Steam Room Section
3/4" = 1'-0"

2 Enlarged Steam Room Section
1 1/2" = 1'-0"

3 Enlarged Steam Room Section
1 1/2" = 1'-0"

4 Women's Make-up Counter Enlarged Elev.
3/4" = 1' - 0"

5 Women's Make-up Counter Detail
1 1/2" = 1' - 0"



Fitness

Members Area Renovation

1500 Orange Avenue
Coronado, CA 92118



González Architects
Hospitality

Mechanical/Electrical/Plumbing Engineer
tk1sc Collaborative
4755 Eastgate Mall, Suite 150
San Diego, CA 92121
858.362.6800



Registration Seal
C-32509

Address
14 NE 1st Avenue, Suite 507
Miami, FL 33132
T +1 (305) 455 4216

Issued/Revised		
No	Date	Description
	09-17-21	Permit Set

Drawing Title

Details

Scale	As Noted
Date	09-17-2021
Drawn By	
Project No.	19022
Drawing No.	

A4.04

PERMIT SET- ISSUED FOR CONSTRUCTION

DOOR SCHEDULE														
TAG	LOCATION	DOOR						FRAME		DETAILS			HARDWARE	REMARKS
		WIDTH	HEIGHT	THK	TYPE	MATERIAL	FINISH	MATERIAL	FINISH	HEAD	JAMB	SILL	HARDWARE SET	
001A	Entry Vestibule 001-Existing to remain													
001B	Entry Vestibule 001	3'-0"	7'-0"	1 3/4"	A	Wood	PT-201	Wood	PT-201	4/A5.02	5/A5.02	6/A5.02	TBD	
001C	Entry Vestibule 001	3'-0"	7'-0"	1 3/4"	A	Wood	PT-201	Wood	PT-201	4/A5.02	5/A5.02	6/A5.02	TBD	
002A	New Spin Bike Storage 002	3'-0"	7'-0"	1 3/4"	B	Wood	VE-200 PT-201	Wood	PT-201	1/A5.02	2/A5.02	3/A5.02	TBD	Door/ frame finishes and hardware to match the existing adjacent Fitness Room Doors with veneer / paint finish and moldings to match.
004A	Women's Restroom	2'-4"	7'-0"	1 3/4"	A	Wood	PT-201	Wood	PT-201	1/A5.02	2/A5.02	3/A5.02	TBD	
004B	Women's Restroom	2'-4"	7'-0"	1 3/4"	A	Wood	PT-201	Wood	PT-201	1/A5.02	2/A5.02	3/A5.02	TBD	
004C	Women's Restroom	2'-4"	7'-0"	1 3/4"	A	Wood	PT-201	Wood	PT-201	1/A5.02	2/A5.02	3/A5.02	TBD	
004D	Women's Restroom ADA	3'-0"	7'-0"	1 3/4"	A	Wood	PT-201	Wood	PT-201	4/A5.02	5/A5.02	6/A5.02	TBD	
005A	Women's Showers	2'-4"	7'-0"	1/2"	C	Frosted Glass	GL-200	Stone	ST-200	7/A5.02	8/A5.02	9/A5.02	TBD	
005B	Women's Showers	2'-4"	7'-0"	1/2"	C	Frosted Glass	GL-200	Stone	ST-200	7/A5.02	8/A5.02	9/A5.02	TBD	
005C	Women's Showers	2'-4"	7'-0"	1/2"	C	Frosted Glass	GL-200	Stone	ST-200	7/A5.02	8/A5.02	9/A5.02	TBD	
005D	Women's Showers	3'-0"	7'-0"	1/2"	C	Frosted Glass	GL-200	Stone	ST-200	7/A5.02	8/A5.02	9/A5.02	TBD	
007A	Women's Steam Room	3'-0"	7'-0"	1 3/4"	C	Aluminum / Frosted Glass	Anodized Aluminum	Anodized Aluminum	Anodized Aluminum	10/A5.02	11/A5.02	12/A5.02	TBD	Door to have a hinge with a 90° inward and 90° outward swing and vinyl seals by CRL, or approved equal, at the Head and Jamb.
008A	Women's Storage	3'-0"	7'-0"	1 3/4"	A	Wood	PT-201	Wood	PT-201	1/A5.02	2/A5.02	3/A5.02	TBD	
009A	Women's Corridor	3'-0"	7'-0"	1 3/4"	A	Wood	PT-201	Wood	PT-201	1/A5.02	2/A5.02	3/A5.02	TBD	
013A	Men's Steam Room	3'-0"	7'-0"	1 3/4"	C	Aluminum / Frosted Glass	Anodized Aluminum	Anodized Aluminum	Anodized Aluminum	10/A5.01	11/A5.01	12/A5.01	TBD	Door to have a hinge with a 90° inward and 90° outward swing and vinyl seals by CRL, or approved equal, at the Head and Jamb.
014A	Men's Showers	2'-4"	7'-0"	1/2"	C	Frosted Glass	GL-200	Stone	ST-200	7/A5.02	8/A5.02	9/A5.02	TBD	
014B	Men's Showers	2'-4"	7'-0"	1/2"	C	Frosted Glass	GL-200	Stone	ST-200	7/A5.02	8/A5.02	9/A5.02	TBD	
014C	Men's Showers	3'-0"	7'-0"	1/2"	C	Frosted Glass	GL-200	Stone	ST-200	7/A5.02	8/A5.02	9/A5.02	TBD	
016A	Men's Restroom ADA	3'-0"	7'-0"	1 3/4"	A	Wood	PT-201	Wood	PT-201	1/A5.02	2/A5.02	3/A5.02	TBD	
017A	Men's Corridor	3'-0"	7'-0"	1 3/4"	A	Wood	PT-201	Wood	PT-201	1/A5.02	2/A5.02	3/A5.02	TBD	
018A	Men's Storage	3'-0"	7'-0"	1 3/4"	A	Wood	PT-201	Wood	PT-201	1/A5.02	2/A5.02	3/A5.02	TBD	

1 Door Schedule

1. Maintain integrity of all existing fire rated assemblies, typical.

2. All doors to provide a minimum of 32" clear passage width and require a maximum of PSF, unless otherwise designated in the fire codes.

3. Notify Architect in writing, of any discrepancies between existing conditions and plans, typical.

4. Refer to Finish Schedule for finish/paint information.

5. All opening sizes for doors and windows to be field verified prior to fabrication.

6. Provide submittals for any new door and window assemblies for review prior to ordering/installation.

7. Provide full hardware submittal for review prior to installation.

8. All new glazing shall be a safety glazing material in accordance with Section 2406 of the CBC, and shall be identified as safety glazing in accordance with section 2406.3.

9. All doors that are noted as existing-to-remain are to be protected during demolition & construction. Doors are to be fully prepped for new paint finish.

10. All ratings are to be maintained and existing labels on doors & frames are not to be painted over.

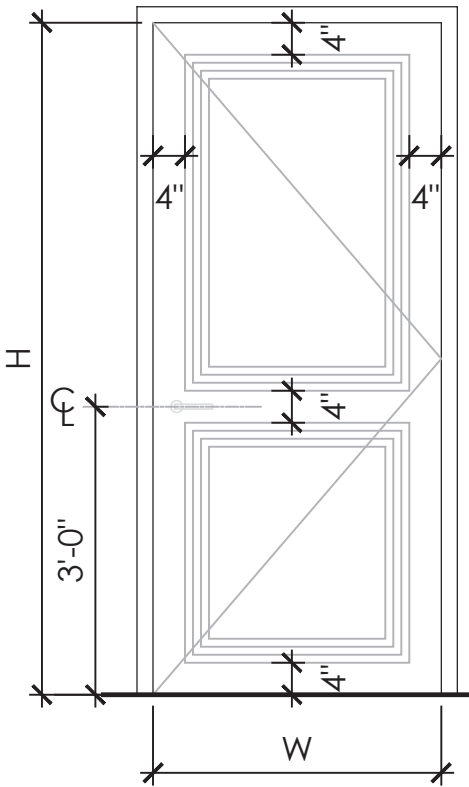
11. New card reader type and locations to be coordinated with ownership.
12. Thresholds at doors shall comply with section 11B-404.2.5 of the CBC- Thresholds, if provided at doorways, shall be ½ inch (12.7 mm) high maximum. Raised thresholds and changes in level at doorways shall comply with Sections 11B-302 and 11B-303. Changes in level between ¼ inch (6.4 mm) high minimum and ½ inch (12.7 mm) high maximum shall be beveled with a slope not steeper than 1:2.

13. Door hardware shall comply with section 11B-404.2.7 of the CBC- Handles, pulls, latches, locks, and other operable parts on doors and gates shall comply with Section 11B-309.4. Operable parts of such hardware shall be 34 inches (864 mm) minimum and 44 inches (1118 mm) maximum above the finish floor or ground. Where sliding doors are in the fully open position, operating hardware shall be exposed and usable from both sides.

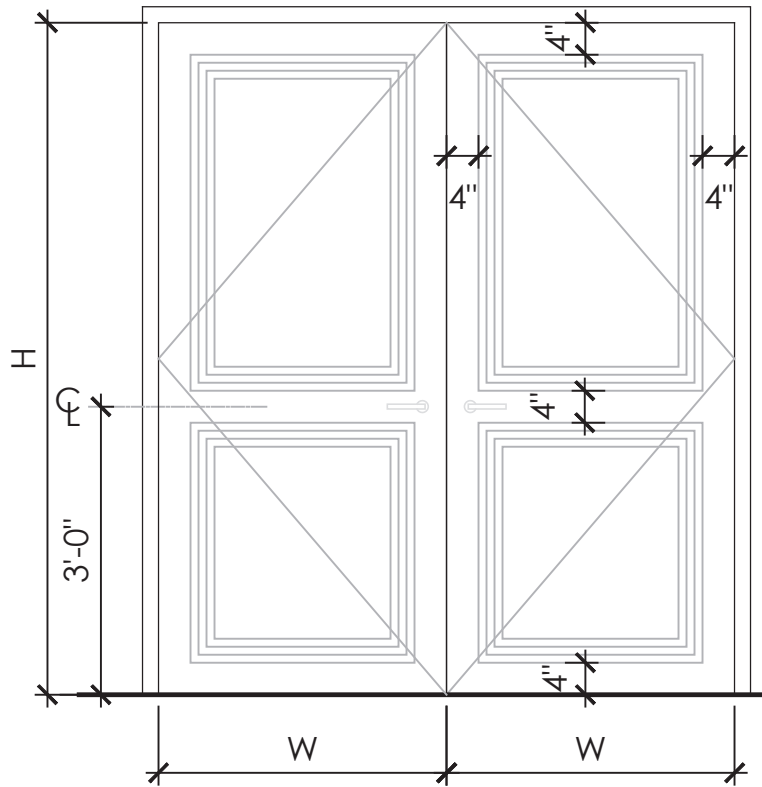
14. Minimum maneuvering clearances at doors and gates shall comply with Section 11B-404.2.4. Maneuvering clearances shall extend the full width of the doorway and the required latch side or hinge side clearance.

15. The maximum effort to operate doors shall not exceed 5 pounds, with such pull or push effort being applied at right angles to hinged doors and at the center plane of sliding or folding doors.

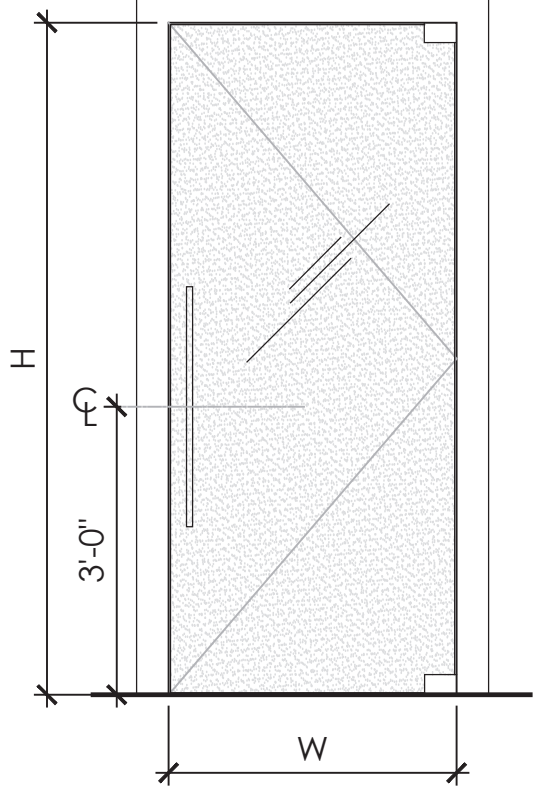
2 Door Schedule - General Notes



3 Door Type "A"
1/2" = 1'-0"



4 Door Type "B"
1/2" = 1'-0"



5 Door Type "C"
1/2" = 1'-0"

HOTEL DEL CORONADO.

Fitness
Members Area
Renovation

1500 Orange Avenue
Coronado, CA 92118



González Architects
Hospitality

Mechanical/Electrical/Plumbing Engineer
tk1sc Collaborative
4755 Eastgate Mall, Suite 150
San Diego, CA 92121
658.362.6800



Registration Seal
C-32509
Address
14 NE 1st Avenue, Suite 507
Miami, FL 33132
T +1 (305) 455 4216

Issued/Revised		
No.	Date	Description
09-17-21	Permit Set	
11-05-22	Owner Revisions	

Drawing Title

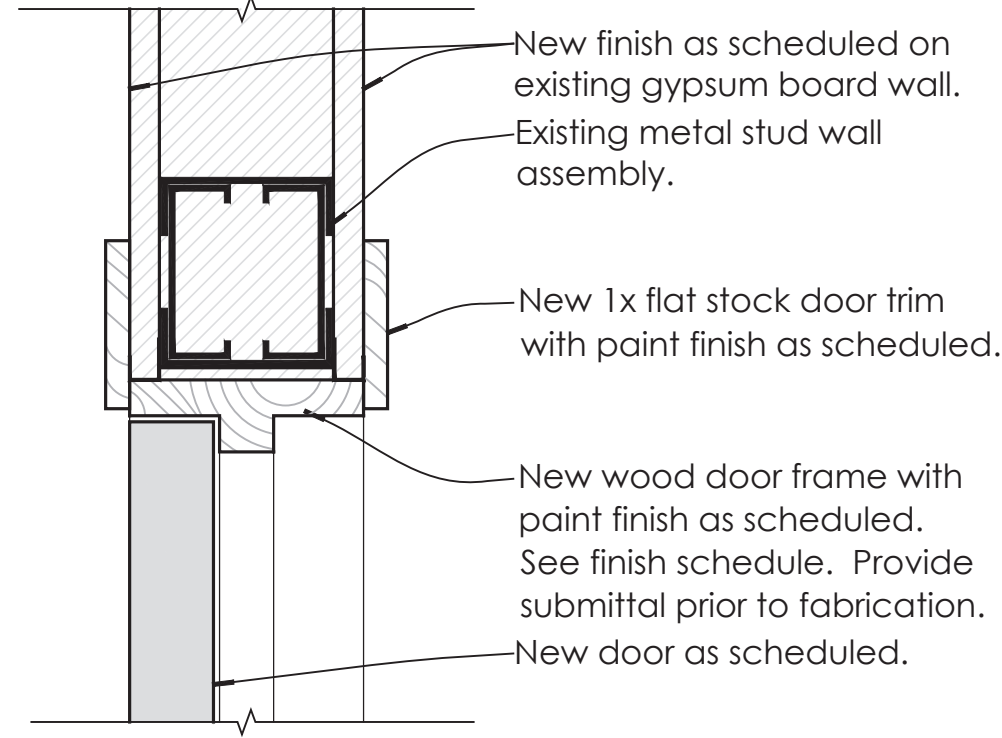
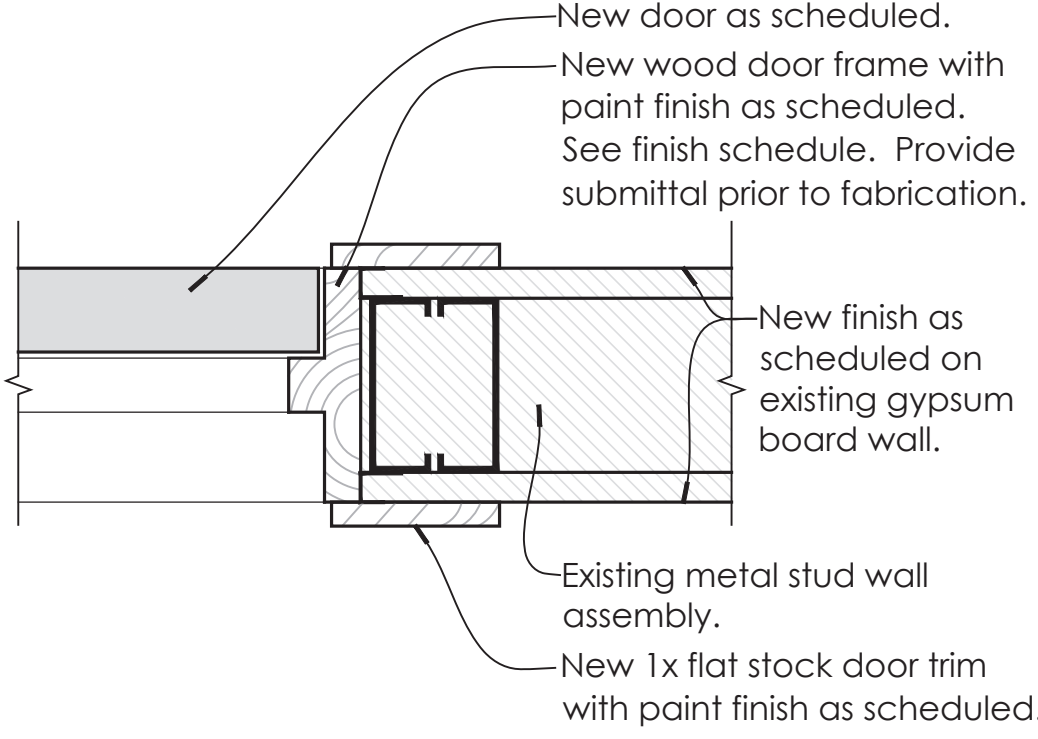
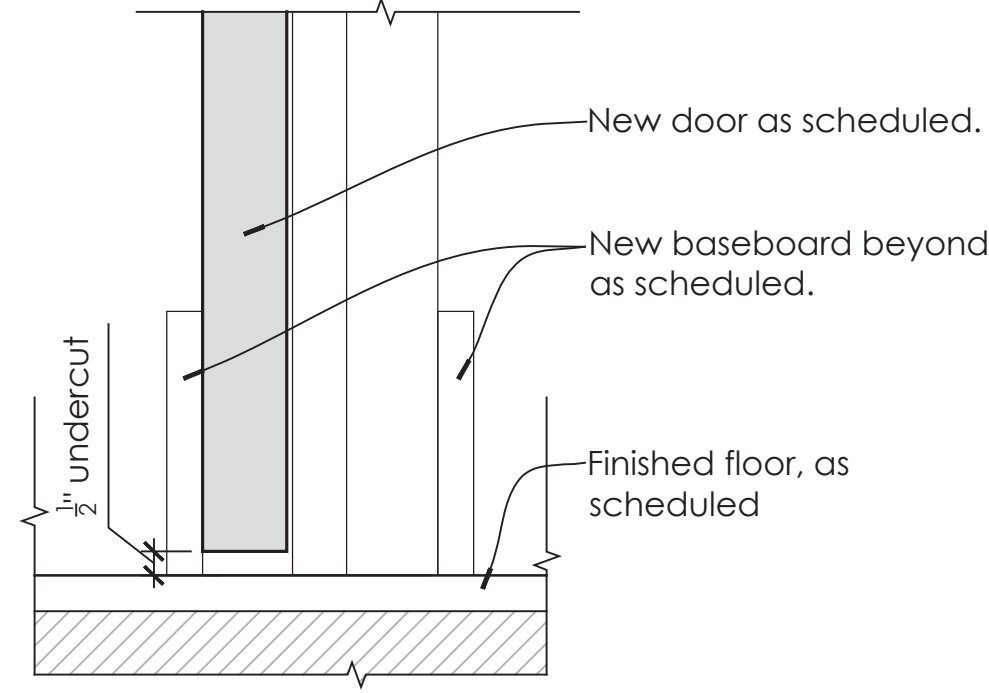
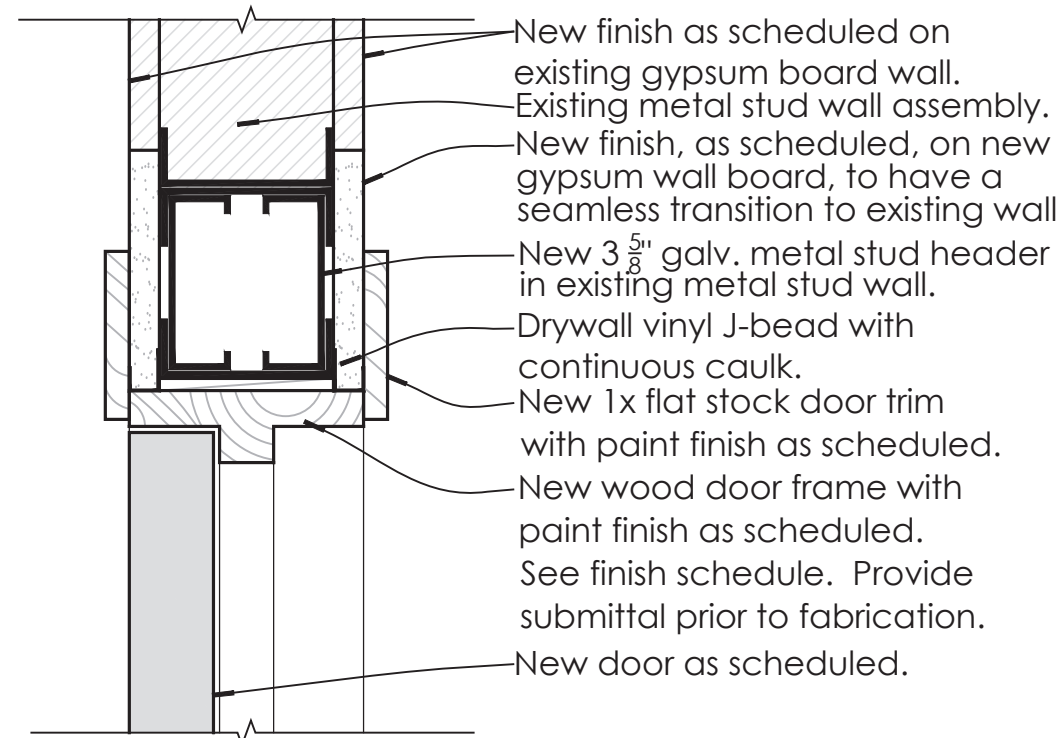
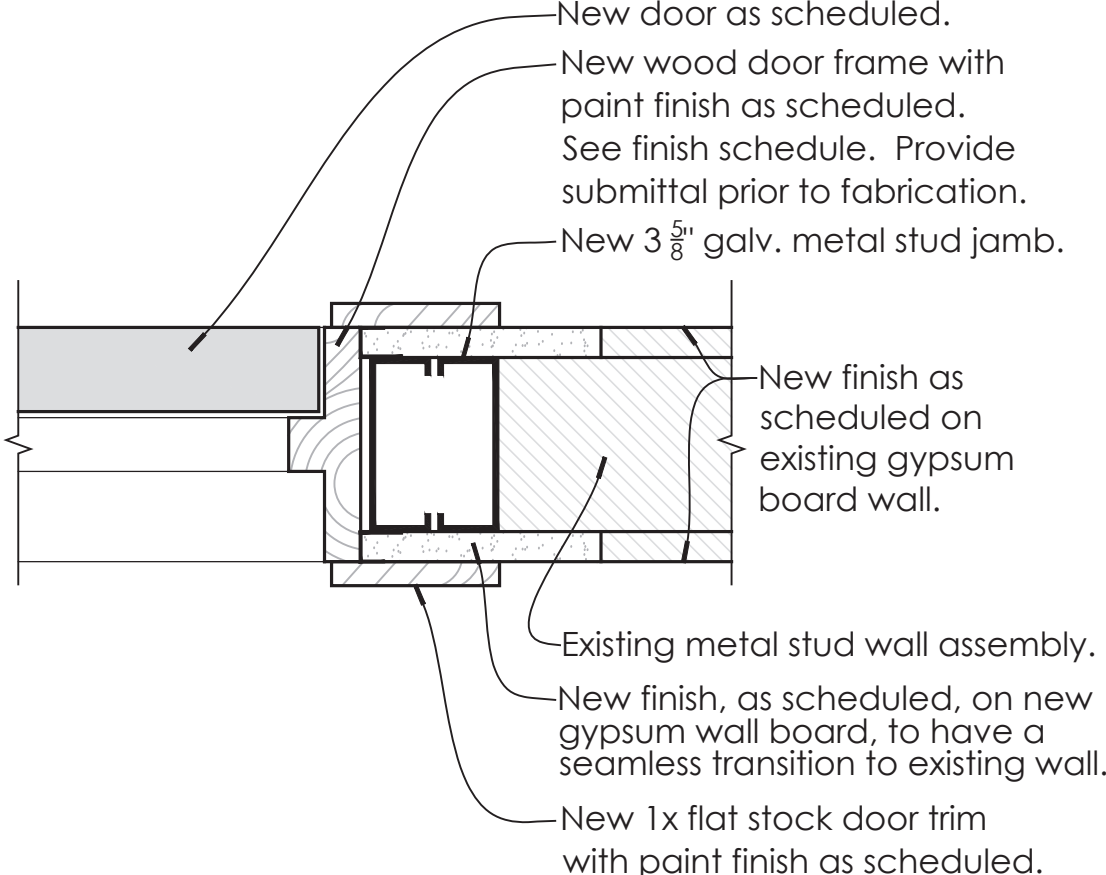
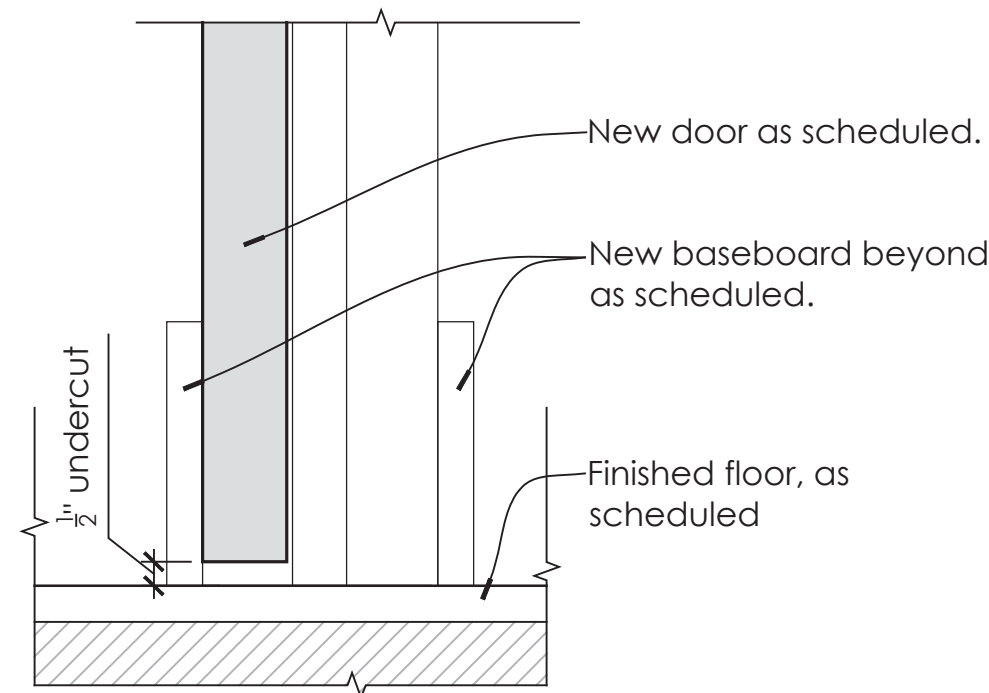
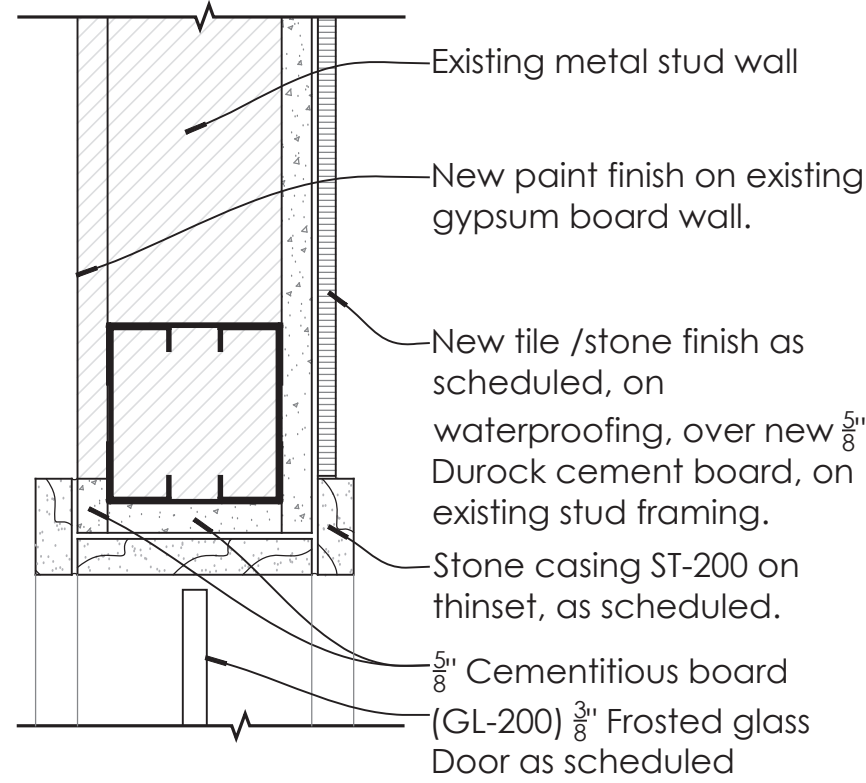
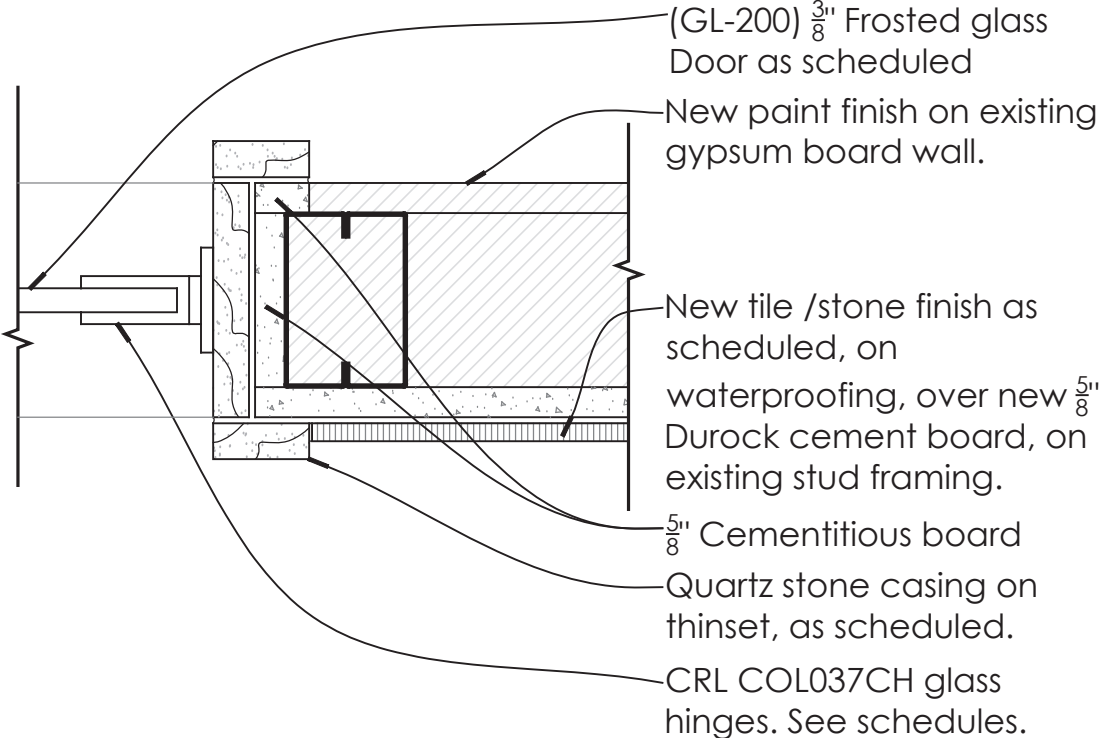
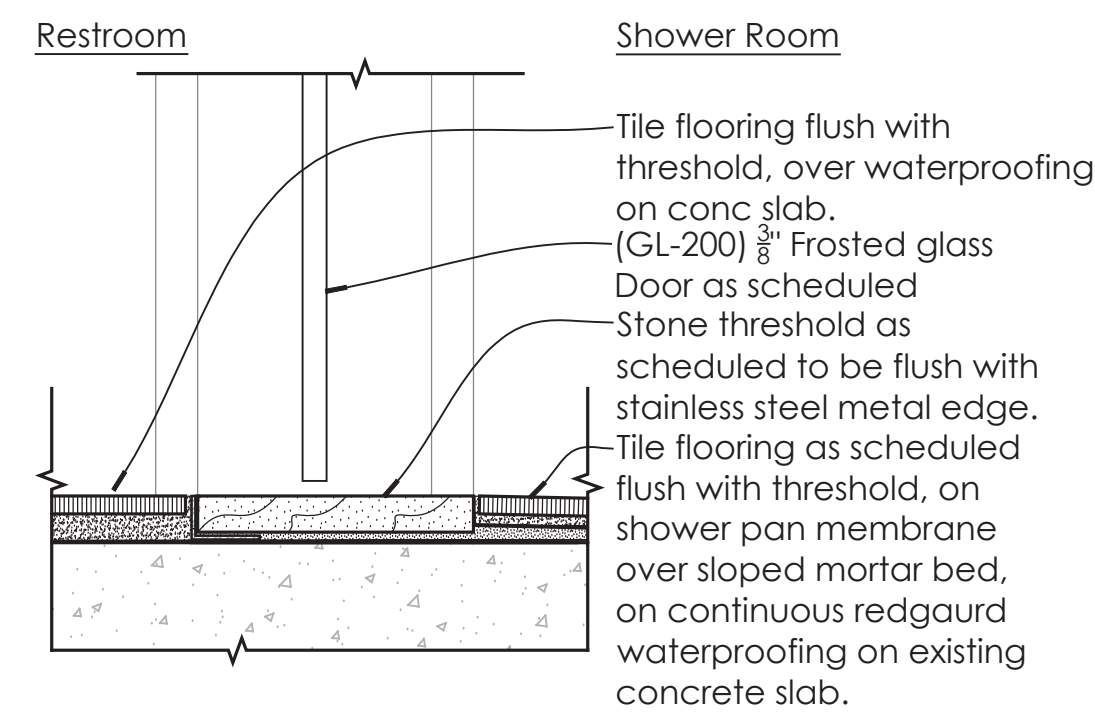
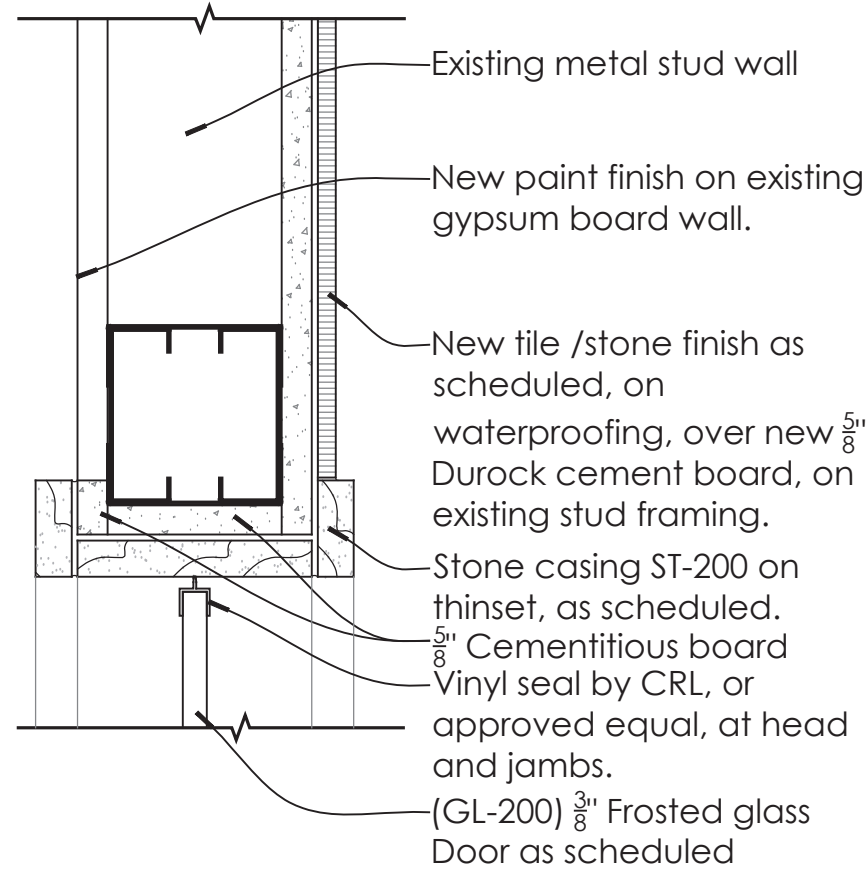
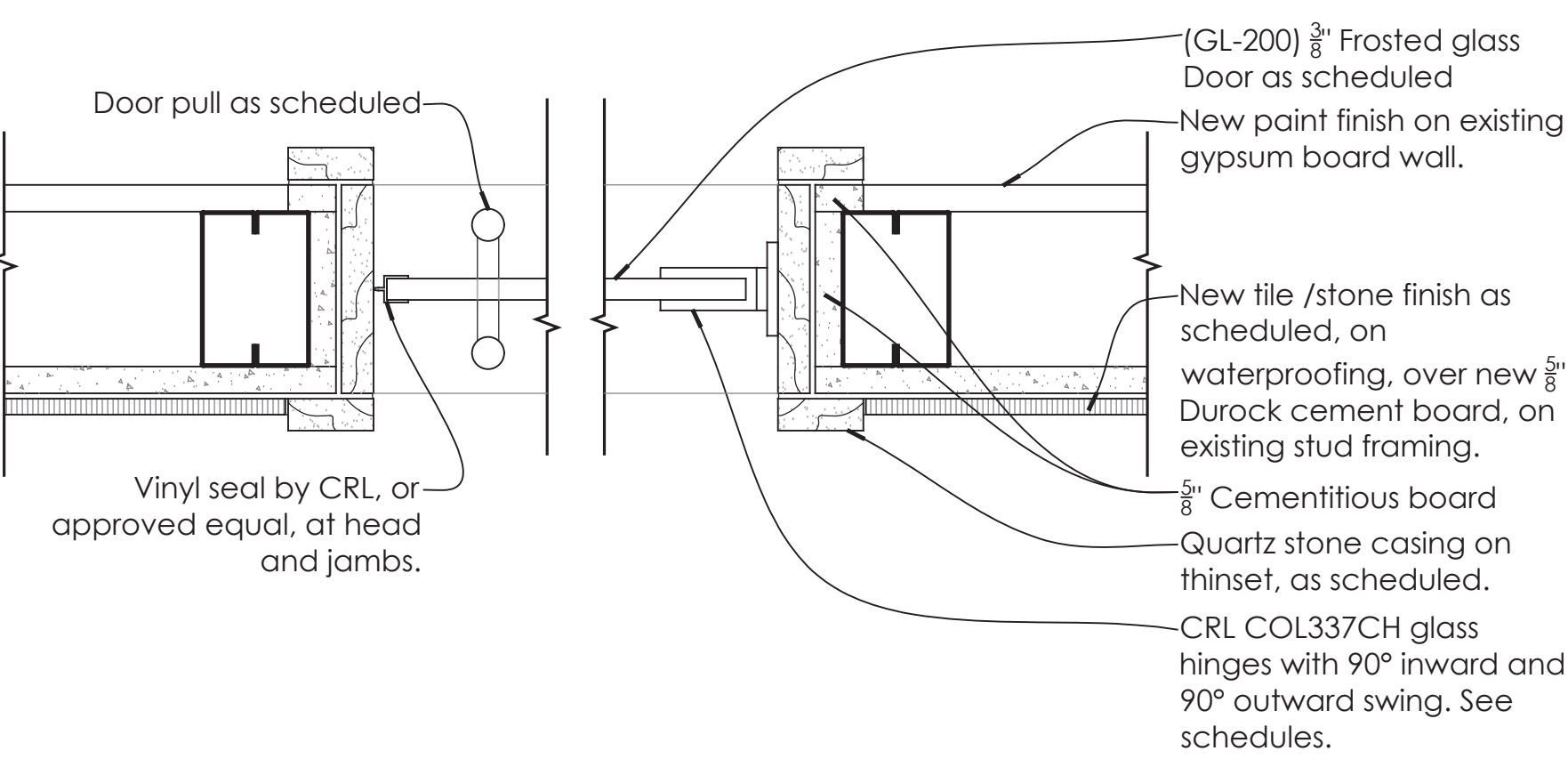
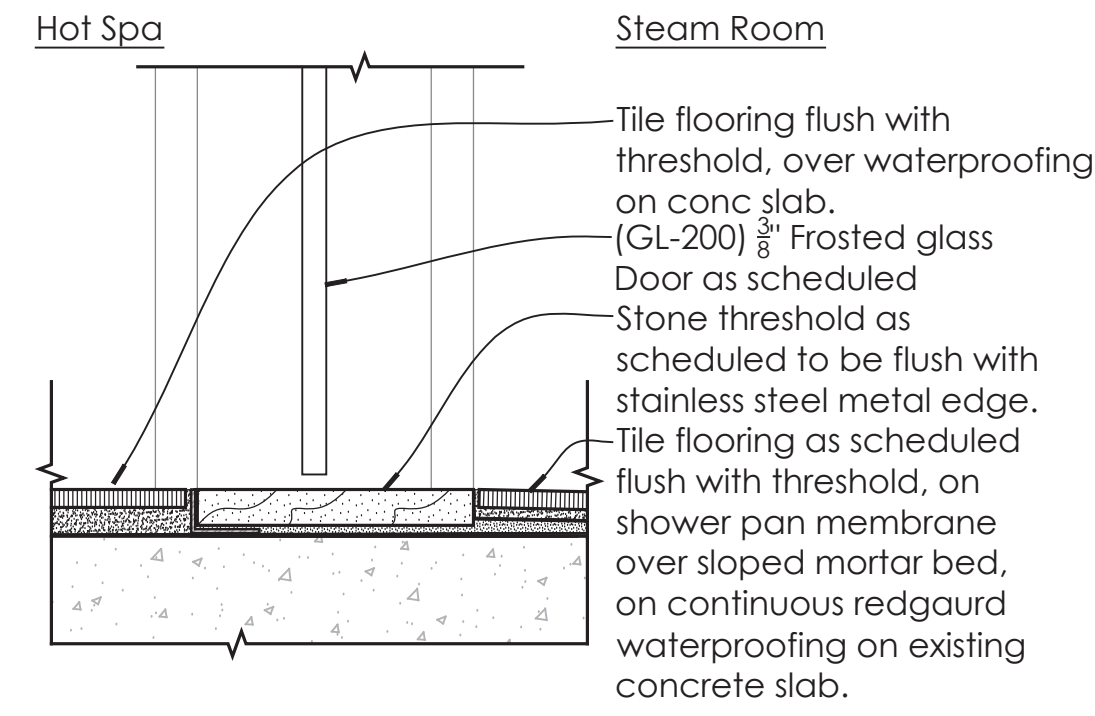
Door
Schedule

Scale
Date
Drawn By
Project No.
Drawing No.

As Noted
09-17-2021
19022

A5.01

PERMIT SET- ISSUED FOR CONSTRUCTION

 <p>New finish as scheduled on existing gypsum board wall. Existing metal stud wall assembly. New 1x flat stock door trim with paint finish as scheduled. New wood door frame with paint finish as scheduled. See finish schedule. Provide submittal prior to fabrication. New door as scheduled.</p>	 <p>New door as scheduled. New wood door frame with paint finish as scheduled. See finish schedule. Provide submittal prior to fabrication. New finish as scheduled on existing gypsum board wall. Existing metal stud wall assembly. New 1x flat stock door trim with paint finish as scheduled.</p>	 <p>New door as scheduled. New baseboard beyond as scheduled. Finished floor, as scheduled</p> <p>-Thresholds at doors shall comply with section 11B-404.2.5 of the CBC- Thresholds, if provided at doorways, shall be ½ inch (12.7 mm) high maximum. Raised thresholds and changes in level at doorways shall comply with Sections 11B-302 and 11B-303. Changes in level between ¼ inch (6.4 mm) high minimum and ½ inch (12.7 mm) high maximum shall be beveled with a slope not steeper than 1:2.</p>
1 Typical Door Head Detail- Existing Opening 3" = 1'-0"	2 Typical Door Jamb Detail- Existing Opening 3" = 1'-0"	3 Typical Door Sill Detail- Existing Opening 3" = 1'-0"
 <p>New finish as scheduled on existing gypsum board wall. Existing metal stud wall assembly. New finish, as scheduled, on new gypsum wall board, to have a seamless transition to existing wall. New 3 3/8" galv. metal stud header in existing metal stud wall. Drywall vinyl J-bead with continuous caulk. New 1x flat stock door trim with paint finish as scheduled. New wood door frame with paint finish as scheduled. See finish schedule. Provide submittal prior to fabrication. New door as scheduled.</p>	 <p>New door as scheduled. New wood door frame with paint finish as scheduled. See finish schedule. Provide submittal prior to fabrication. New 3 3/8" galv. metal stud jamb. New finish as scheduled on existing gypsum board wall. Existing metal stud wall assembly. New finish, as scheduled, on new gypsum wall board, to have a seamless transition to existing wall. New 1x flat stock door trim with paint finish as scheduled.</p>	 <p>New door as scheduled. New baseboard beyond as scheduled. Finished floor, as scheduled</p> <p>-Thresholds at doors shall comply with section 11B-404.2.5 of the CBC- Thresholds, if provided at doorways, shall be ½ inch (12.7 mm) high maximum. Raised thresholds and changes in level at doorways shall comply with Sections 11B-302 and 11B-303. Changes in level between ¼ inch (6.4 mm) high minimum and ½ inch (12.7 mm) high maximum shall be beveled with a slope not steeper than 1:2.</p>
4 Typical Door Head Detail- New Opening 3" = 1'-0"	5 Typical Door Jamb Detail- New Opening 3" = 1'-0"	6 Typical Door Sill Detail- New Opening 3" = 1'-0"
 <p>Existing metal stud wall New paint finish on existing gypsum board wall. New tile /stone finish as scheduled, on waterproofing, over new 5/8" Durock cement board, on existing stud framing. Stone casing ST-200 on thinset, as scheduled. 5/8" Cementitious board (GL-200) 3/8" Frosted glass Door as scheduled</p>	 <p>(GL-200) 3/8" Frosted glass Door as scheduled New paint finish on existing gypsum board wall. New tile /stone finish as scheduled, on waterproofing, over new 5/8" Durock cement board, on existing stud framing. 5/8" Cementitious board Quartz stone casing on thinset, as scheduled. CRL COL037CH glass hinges. See schedules.</p>	 <p>Restroom Shower Room Tile flooring flush with threshold, over waterproofing on conc slab. (GL-200) 3/8" Frosted glass Door as scheduled Stone threshold as scheduled to be flush with stainless steel metal edge. Tile flooring as scheduled flush with threshold, on shower pan membrane over sloped mortar bed, on continuous redguard waterproofing on existing concrete slab.</p> <p>-Thresholds at doors shall comply with section 11B-404.2.5 of the CBC- Thresholds, if provided at doorways, shall be ½ inch (12.7 mm) high maximum. Raised thresholds and changes in level at doorways shall comply with Sections 11B-302 and 11B-303. Changes in level between ¼ inch (6.4 mm) high minimum and ½ inch (12.7 mm) high maximum shall be beveled with a slope not steeper than 1:2.</p>
7 Shower Door Head Detail 3" = 1'-0"	8 Shower Door Jamb Detail 3" = 1'-0"	9 Shower Door Sill Detail 3" = 1'-0"
 <p>Existing metal stud wall New paint finish on existing gypsum board wall. New tile /stone finish as scheduled, on waterproofing, over new 5/8" Durock cement board, on existing stud framing. Stone casing ST-200 on thinset, as scheduled. 5/8" Cementitious board Vinyl seal by CRL, or approved equal, at head and jambs. (GL-200) 3/8" Frosted glass Door as scheduled</p>	 <p>Door pull as scheduled Vinyl seal by CRL, or approved equal, at head and jambs. (GL-200) 3/8" Frosted glass Door as scheduled New paint finish on existing gypsum board wall. New tile /stone finish as scheduled, on waterproofing, over new 5/8" Durock cement board, on existing stud framing. 5/8" Cementitious board Quartz stone casing on thinset, as scheduled. CRL COL337CH glass hinges with 90° inward and 90° outward swing. See schedules.</p>	 <p>Hot Spa Steam Room Tile flooring flush with threshold, over waterproofing on conc slab. (GL-200) 3/8" Frosted glass Door as scheduled Stone threshold as scheduled to be flush with stainless steel metal edge. Tile flooring as scheduled flush with threshold, on shower pan membrane over sloped mortar bed, on continuous redguard waterproofing on existing concrete slab.</p> <p>-Thresholds at doors shall comply with section 11B-404.2.5 of the CBC- Thresholds, if provided at doorways, shall be ½ inch (12.7 mm) high maximum. Raised thresholds and changes in level at doorways shall comply with Sections 11B-302 and 11B-303. Changes in level between ¼ inch (6.4 mm) high minimum and ½ inch (12.7 mm) high maximum shall be beveled with a slope not steeper than 1:2.</p>
10 Steam Room Door Head Detail 3" = 1'-0"	11 Steam Room Door Jamb Detail 3" = 1'-0"	12 Steam Room Door Sill Detail 3" = 1'-0"

HOTEL DEL CORONADO.

Fitness
Members Area
Renovation

1500 Orange Avenue
Coronado, CA 92118



González Architects
Hospitality

Mechanical/Electrical/Plumbing Engineer
1k1sc Collaborative
4755 Eastgate Mall, Suite 150
San Diego, CA 92121
658.362.6800



Registration Seal
C-32509
Address
14 NE 1st Avenue, Suite 507
Miami, FL 33132
T +1 (305) 455 4216

Issued/Revised		
No.	Date	Description
09-17-21	Permit Set	

Drawing Title

Door Details

Scale
Date
Drawn By
Project No.
Drawing No.

As Noted
09-17-2021
19022

A5.02

FINISH LEGEND						
NOTES: • REFER TO PLANS & ELEVATIONS FOR LOCATIONS, TYP. • GENERAL CONTRACTOR TO PROVIDE / VERIFY ALL QUANTITIES,TYP. • ALL FINISHES TO BE INSTALLED AS PER MANUFACTURER SPECIFICATIONS, TYP. • SAMPLE AND CUTSHEET TO BE SUBMITTED TO DESIGNER FOR REVIEW PRIOR TO INSTALLATION, TYP • ALL ADJACENT FINISHES TO BE SUBMITTED TO DESIGNER FOR SIMULTANEOUS REVIEW PRIOR TO INSTALLATION, TYP-						
FINISH TYPES/LOCATIONS ARE SUBJECT TO CHANGE, PENDING OWNER APPROVAL.						
ACOUSTICAL CEILING TILES (ACT-XX)						
OWNER SUPPLIED: CONTRACTOR INSTALLED OFCI	CONTRACTOR SUPPLIED: CONTRACTOR INSTALLED CFCI	DESCRIPTION	LOCATION	SUPPLIER / MANUFACTURER / CONTACT	PRODUCT NAME / PRODUCT NUMBER/ FINISH / DIMENSIONS	REMARKS
CARPET (CPT-XX) / CARPET PAD (CPT-XX)						
OWNER SUPPLIED: CONTRACTOR INSTALLED OFCI	CONTRACTOR SUPPLIED: CONTRACTOR INSTALLED CFCI	DESCRIPTION	LOCATION	SUPPLIER / MANUFACTURER / CONTACT	PRODUCT NAME / PRODUCT NUMBER/ FINISH / DIMENSIONS	REMARKS
CERAMIC TILE (CT-XX)						
OWNER SUPPLIED: CONTRACTOR INSTALLED OFCI	CONTRACTOR SUPPLIED: CONTRACTOR INSTALLED CFCI	DESCRIPTION	LOCATION	SUPPLIER / MANUFACTURER / CONTACT	PRODUCT NAME / PRODUCT NUMBER/ FINISH / DIMENSIONS	REMARKS
	CT-200	Porcelain Floor Tile	Members Area - Men's / Women's Common Area	DalTile / Contact: Alexandra Stefan; (E) alexandra.stefan@daltile.com; (M) 305-975-06893 (O) 305-477-8216/ (W)www.daltile.com	Product Name: Volume 1.0 Concrete Look / Color: Sonic White VL75 / Finish: Matte / Dimensions: 6" X 6"; Thickness: 5/16" / DCOF: ≥0.42	Grout: Custom Building Products Fusion Pro color TBD / Submit sample for designer review
	CT-201	Porcelain Floor Mosaic Tile	Members Area - Men's / Women's Showers	TileBar / Contact: Carolina Coelho; (E) carolina@tilebar.com; (M) 516-526-4482 / (W)www.tilebar.com	Product Name: Ristretto Mosaic Tile / Color: Ice / Finish: Matte / Dimensions: 2" X 2"; Thickness 10 mm / DCOF: ≥0.42 (12" x 12" sheet size)	Grout: Custom Building Products Fusion Pro color TBD / Submit sample for designer review
	CT-202	Porcelain Subway Wall Tile	Members Area - Men's Showers	Ceramic Technics Ltd / Contact: Lydia Kurth; (E) lkurth@ceramictechnics.com; (M) 954-520-4283 (O) 770-740-0050 / (W) www.ceramictechnics.com	Product Name: Fiorano USA City Lights Wall Tile / Color: Wisdom Grey / Finish: Gloss / Dimensions: 3" X 12"; Thickness 8 mm	Grout: Custom Building Products Fusion Pro color TBD / Submit sample for designer review
	CT-202A	Cove Base	Members Area - Men's Showers	Ceramic Technics Ltd / Contact: Lydia Kurth; (E) lkurth@ceramictechnics.com; (M) 954-520-4283 (O) 770-740-0050 / (W) www.ceramictechnics.com	Product Name: Fiorano USA City Lights Cove Base / Color: Wisdom Grey / Finish: Matte / Dimensions: 6" X 12"; Thickness 7 mm	Grout: Custom Building Products Fusion Pro color TBD / Submit sample for designer review
⚠	CT-203	Porcelain Wall Tile	Members Area - Men's / Women's Restroom	Five Star Surfaces / Contact: Chris Machado; (E) chrism@fivescg.com; (M) 786-278-8929 (O) 800-220-6884 / (W) www.fivescg.com	Product Name: Evolution Flat/ Color: Blanco / Finish: Glass/ Dimensions: 3" X 6"; Trim: London; 2" x 6"	Grout: Custom Building Products Fusion Pro color TBD / Submit sample for designer review
	CT-203A	Porcelain 3d Wall Tile	Members Area - Men's Restroom	Five Star Surfaces / Equipe Ceramica / Contact: Chris Machado; (E) chrism@fivescg.com; (M) 786-278-8929 (O) 800-220-6884 / (W) www.fivescg.com	Product Name: Evolution Inmetro (Bevel) / Color: Cobalt / Finish: Gloss/ Dimensions: 3" X 6";	Grout: Custom Building Products Fusion Pro color TBD / Submit sample for designer review
	CT-203B	Porcelain 3d Wall Tile	Members Area - Women's Restroom	Five Star Surfaces / Equipe Ceramica / Contact: Chris Machado; (E) chrism@fivescg.com; (M) 786-278-8929 (O) 800-220-6884 / (W) www.fivescg.com	Product Name: Evolution Inmetro (Bevel)/ Color: Light Grey / Finish: Gloss/ Dimensions: 3" X 6";	Grout: Custom Building Products Fusion Pro color TBD / Submit sample for designer review
	CT-204	Porcelain Subway Wall Tile	Members Area - Women's Showers	Ceramic Technics Ltd / Contact: Lydia Kurth; (E) lkurth@ceramictechnics.com; (M) 954-520-4283 (O) 770-740-0050 / (W) www.ceramictechnics.com	Product Name: Fiorano USA City Lights Wall Tile / Color: Pure / Finish: Gloss / Dimensions: 3" X 12"; Thickness 8 mm	Grout: Custom Building Products Fusion Pro color TBD / Submit sample for designer review
	CT-204A	Cove Base	Members Area - Women's Showers	Ceramic Technics Ltd / Contact: Lydia Kurth; (E) lkurth@ceramictechnics.com; (M) 954-520-4283 (O) 770-740-0050 / (W) www.ceramictechnics.com	Product Name: Fiorano USA City Lights Cove Base / Color: Pure / Finish: Matte / Dimensions: 6" X 12"; Thickness 7 mm	Grout: Custom Building Products Fusion Pro color TBD / Submit sample for designer review
⚠	CT-205	Glazed Ceramic Mosaic Tile	Members Area - Men's / Women's Hot Bath Pool	DalTile / Contact: Alexandra Stefan; (E) alexandra.stefan@daltile.com; (M) 305-975-06893 (O) 305-477-8216/ (W)www.daltile.com	Product Name: Color Wheel Glazed Ceramic Lattice Weave Mosaic / Color: Suede Gray 0182/ Finish: Polished / Dimensions: 1" X 3"; Thickness: 1/4" (12" x 12" Sheet)/ DCOF: ≥0.42	Grout: Custom Building Products Fusion Pro color TBD / Submit sample for designer review
	CT-206	Mosaic Tile	Members Area - Steam Room Ceiling & Walls	Five Star Surfaces / Appiani / Contact: Chris Machado; (E) chrism@fivescg.com; (M) 786-278-8929 (O) 800-220-6884 / (W) www.fivescg.com	Product name: Diva Mosaic Tile / Product Number: DIV 4001 / Color: Snow / Finish: Polished/ Dimensions: .5" x .5" (12" x 12" Net Mounted)	Grout: Custom Building Products Fusion Pro color TBD / Submit sample for designer review
	CT-207	Mosaic Tile	Members Area Steam Room Floor	Five Star Surfaces / Appiani / Contact: Chris Machado; (E) chrism@fivescg.com; (M) 786-278-8929 (O) 800-220-6884 / (W) www.fivescg.com	Product name: Lapis Mosaic Tile / Product Number: LAP 4004 / Color: Biancone / Finish: Matte/ Dimensions: .5" x .5" (12" x 12" Net Mounted)/ DCOF: ≥0.58	Grout: Custom Building Products Fusion Pro color TBD / Submit sample for designer review
	CT-208	Cove Base	Members Area	DalTile / Contact: Alexandra Stefan; (E) alexandra.stefan@daltile.com; (M) 305-975-06893 (O) 305-477-8216/ (W)www.daltile.com	Product Name: Color Wheel Glazed Ceramic Flat Top Cove Base / Product Number: A3361MOD Color: Arctic White 0190(1)/ Finish: Semi-Gloss / Dimensions: 3" X 6"; Thickness: 5/16"	Grout: Custom Building Products Fusion Pro color TBD / Submit sample for designer review
GLASS (GL-XX)						
OWNER SUPPLIED: CONTRACTOR INSTALLED OFCI	CONTRACTOR SUPPLIED: CONTRACTOR INSTALLED CFCI	DESCRIPTION	LOCATION	SUPPLIER / MANUFACTURER / CONTACT	PRODUCT NAME / PRODUCT NUMBER/ FINISH / DIMENSIONS	REMARKS
	GL-200	Glass Shower Doors	Members Area Showers	GC	3/8" Frosted tempered glass	Submit sample for designer review. *To be safety glazing compliant. See general note below.
*All glass types shall be a safety glazing material in accordance with Section 2406 of the CBC, and shall be identified as safety glazing in accordance with section 2406.3.						
METAL (MT-XX)						
OWNER SUPPLIED: CONTRACTOR INSTALLED OFCI	CONTRACTOR SUPPLIED: CONTRACTOR INSTALLED CFCI	DESCRIPTION	LOCATION	SUPPLIER / MANUFACTURER / CONTACT	PRODUCT NAME / PRODUCT NUMBER/ FINISH / DIMENSIONS	REMARKS
	MT-200	Transition Strip	Members Area	Schluter Systems / Contact: Steve Brasington; (E) brasington@schluter.com; (O) 800-267-0817 / (W) www.schluter.com	Schluter Schiene / Brushed Stainless Steel / As required for flush install	Submit sample for designer review
MIRROR (MR-XX)						
OWNER SUPPLIED: CONTRACTOR INSTALLED OFCI	CONTRACTOR SUPPLIED: CONTRACTOR INSTALLED CFCI	DESCRIPTION	LOCATION	SUPPLIER / MANUFACTURER / CONTACT	PRODUCT NAME / PRODUCT NUMBER/ FINISH / DIMENSIONS	REMARKS
	MR-3700	Electric Vanity Mirror	Members Area - Men's Locker Rooms	See Lighting Legend	See Lighting Legend	Refer to FF&E specifications for additional information and installation method.
	MR-3701	Electric Vanity Mirror	Members Area - Women's Locker Rooms	See Lighting Legend	See Lighting Legend	Refer to FF&E specifications for additional information and installation method.
	MR-3702	Full Length Mirror	Members Area - Locker Rooms	Restoration Hardware / Contact: Heather Anquillare; (E)HAnquillare@rh.com; (M) 954-329-4482 / (W) www.rhmodern.com	Product Name: Pendant Leaner Mirror / Finish: Brass / Dimensions: 42" W x 78" H	Refer to FF&E specifications for additional information and installation method.
PAINT (PT-XX)						
OWNER SUPPLIED: CONTRACTOR INSTALLED OFCI	CONTRACTOR SUPPLIED: CONTRACTOR INSTALLED CFCI	DESCRIPTION	LOCATION	SUPPLIER / MANUFACTURER / CONTACT	PRODUCT NAME / PRODUCT NUMBER/ FINISH / DIMENSIONS	REMARKS
	PT-200	Paint @ Ceiling	Members Area	Sherwin Williams / Contact: Glenn Remler; (E)Glenn.J.Remler@Sherwin.com; (M) 954-547-1217 / (W)www.sherwin-williams.com	Product Name: ProMar 200 Zero VOC Paint / Product Number: SW-7757 High Reflective White / Finish: Semi-gloss	Rolled or sprayed application with manufacturer's recommended primer as required. No voc. Submit sample for designer review. Paints to be washable.
	PT-201	Paint @ Trim	Members Area	Sherwin Williams / Contact: Glenn Remler; (E)Glenn.J.Remler@Sherwin.com; (M) 954-547-1217 / (W)www.sherwin-williams.com	Product Name: All Surface Enamel / Product Number: SW-7757 High Reflective White / Finish: Semi-gloss	Brushed or sprayed application with manufacturer's recommended primer as required. No voc. Submit sample for designer review. Paints to be washable.
1	Members Area Finish Legend					
Not to Scale						

PERMIT SET- ISSUED FOR CONSTRUCTION

HOTEL DEL CORONADO.

Fitness
Members Area
Renovation

1500 Orange Avenue
Coronado, CA 92118



González Architects
Hospitality

Mechanical/Electrical/Plumbing Engineer
tk1sc Collaborative
4755 Eastgate Mall, Suite 150
San Diego, CA 92121
618.362.6800



Registration Seal
C-32509
Address
14 NE 1st Avenue, Suite 507
Miami, FL 33132
T +1 (305) 455 4216

Issued/Revised		
No	Date	Description
09-17-21	Permit Set	
01-05-22	Owner Revisions	

Drawing Title

Members Area
Finish Legend

Scale	As Noted
Date	09-17-2021
Drawn By	
Project No.	19022
Drawing No.	

A6.01

FINISH LEGEND

NOTES:

- REFER TO PLANS & ELEVATIONS FOR LOCATIONS, TYP.
- GENERAL CONTRACTOR TO PROVIDE / VERIFY ALL QUANTITIES, TYP.
- ALL FINISHES TO BE INSTALLED AS PER MANUFACTURER SPECIFICATIONS, TYP.
- SAMPLE AND CUTSHEET TO BE SUBMITTED TO DESIGNER FOR REVIEW PRIOR TO INSTALLATION, TYP
- ALL ADJACENT FINISHES TO BE SUBMITTED TO DESIGNER FOR SIMULTANEOUS REVIEW PRIOR TO INSTALLATION, TYP

****FINISH TYPES/LOCATIONS ARE SUBJECT TO CHANGE, PENDING OWNER APPROVAL****

ALL ADJACENT FINISHES TO BE SUBMITTED TO DESIGNER FOR SIMULTANEOUS REVIEW PRIOR TO INSTALLATION, TYP.

	PT-202	Paint @ Wall	Members Area - Lockers & Corridors	Benjamin Moore / Contact: Customer Service (O) 866-708-9180 / (W)www.benjaminmoore.com	Product Name: Low VOC Water Based Acrylic Latex Paint / Product Name: OC-27 Balboa Mist / Finish: Eggshell	Rolled or sprayed application with manufacturer's recommended primer as required. No voc. Submit sample for designer review. Paints to be washable.
	PT-203	Paint @ Wall	BOH	Sherwin Williams / Contact: Glenn Remler; (E)Glenn.J.Remler@Sherwin.com; (M) 954-547-1217 / (W)www.sherwin-williams.com	Product Name: Low VOC Water Based Acrylic Latex Paint / Product Number: SW-7757 High Reflective White / Finish: Satin/Soft gloss	Rolled or sprayed application with manufacturer's recommended primer as required. No voc. Submit sample for designer review. Paints to be washable.
	PT-204	Paint @ Trim	Yoga	Match to Existing	Match to Existing	Match to Existing
	PT-205	Paint @ Wall	Members Area Restroom & Hot Bath	Sherwin Williams / Contact: Glenn Remler; (E)Glenn.J.Remler@Sherwin.com; (M) 954-547-1217 / (W)www.sherwin-williams.com	Product Name: ProMar 200 Zero VOC Paint / Product Number: SW-7632 Modern Gray / Finish: Eggshell	Rolled or sprayed application with manufacturer's recommended primer as required. No voc. Submit sample for designer review. Paints to be washable.

OWNER SUPPLIED; CONTRACTOR INSTALLED OFCI	CONTRACTOR SUPPLIED; CONTRACTOR INSTALLED CFCI	DESCRIPTION	LOCATION	SUPPLIER / MANUFACTURER / CONTACT	PRODUCT NAME / PRODUCT NUMBER/ FINISH / DIMENSIONS	REMARKS
	RF-200	Rubber Flooring (Woodlook)	Members Area - Corridor & Locker Rooms	Ecore International/ Contact: Kathie Reep; (E) kathie.reep@ecoreintl.com ; (O) 717-517-5404/ (W) www.builtbyyes.com	Product Name: Forest RX/ Product Number: 3380; Color: American Oak	Install per Manufacturer's recommended installation instructions.

OWNER SUPPLIED; CONTRACTOR INSTALLED OFCI	CONTRACTOR SUPPLIED; CONTRACTOR INSTALLED CFCI	DESCRIPTION	LOCATION	SUPPLIER / MANUFACTURER / CONTACT	PRODUCT NAME / PRODUCT NUMBER/ FINISH / DIMENSIONS	REMARKS
	ST-200	Stone @ Countertop & Steam Room seat	Members Area	Arizona Tile / Contact: Bob Shuford; (E) bshuford@arizonatile.com; (M) 619-838-5940/ (W) www.arizonatile.com	Product Name: Della Terra Quartz / Product Color: Silver Stallion / Dimension: Slab Size 130" x 79" Thickness: 2 cm	Provide sealant if required. Submit sample for designer review.
	ST-201	Stone Threshold	Members Area	Arizona Tile / Contact: Bob Shuford; (E) bshuford@arizonatile.com; (M) 619-838-5940/ (W) www.arizonatile.com	Product Name: Della Terra Quartz / Product Color: New Carrara / Dimension: Slab Size 130" x 79" Thickness: 2 cm	Provide sealant if required. Submit sample for designer review.

OWNER SUPPLIED; CONTRACTOR INSTALLED OFCI	CONTRACTOR SUPPLIED; CONTRACTOR INSTALLED CFCI	DESCRIPTION	LOCATION	SUPPLIER / MANUFACTURER / CONTACT	PRODUCT NAME / PRODUCT NUMBER/ FINISH / DIMENSIONS	REMARKS
	VE-200	Wood Veneer	Yoga Storage Area	Match to Existing	Match to Existing	Match to Existing

	VB-200	Vinyl Base @ Back of House	Back of House	Tarketna / Jonsonite / info@johnsonite.com	Product Name: Traditional Wall Base 4" ; Product Number : 195 Ash WG ; Color: #195 Ash WG ; Width: 4" x 120' Roll / Thickness: $\frac{1}{8}$ " or .80" ; Content: Rubber	Install per Manufacturer's recommended installation instructions.
--	--------	----------------------------	---------------	--	--	---

	VT-200	Vinyl Tile Flooring @ Back of House	Back of House	Armstrong Flooring / Betty C. Walden / Mobile: 239-220-8872	Product Name: Parallel 20 / Product Number: J6229 / Color: Silver Sur/ Dimension: 6" x 48"	Install per Manufacturer's recommended installation instructions.

OWNER SUPPLIED; CONTRACTOR INSTALLED OFCI	CONTRACTOR SUPPLIED; CONTRACTOR INSTALLED CFCI	DESCRIPTION	LOCATION	SUPPLIER / MANUFACTURER / CONTACT	PRODUCT NAME / PRODUCT NUMBER/ FINISH / DIMENSIONS	REMARKS
WC-3500		Wallcovering	Members Area Corridor	Koroseal /Contact: Lindsay Brugger; (E)lbrugger@koroseal.com; (M) 954-789-5551 / (W) www.koroseal.com	Product Name: Well Dressed /Product number: W122-02/ Color: Cocktail Hour / Width: 54"/ Repeat: xx" Horizontal Repeat / Type II	Refer to FF&E specifications for additional information. Install per Manufacturer's recommended installation instructions.

OWNER SUPPLIED; CONTRACTOR INSTALLED OFCI	CONTRACTOR SUPPLIED; CONTRACTOR INSTALLED CFCI	DESCRIPTION	LOCATION	SUPPLIER / MANUFACTURER / CONTACT	PRODUCT NAME / PRODUCT NUMBER/ FINISH / DIMENSIONS	REMARKS
	WD-200	Wood	Members Area	GC	Bleached White Oak to Match designer sample	Note:To be treated to Fire Treated to Class A for Interior Applications. Refer to plans and details for wood grain direction. Submit sample for designer review.

1 Members Area Finish Legend
Not to Scale

Hotel del Coronado.

Fitness

Members Area

Renovation

1500 Orange Avenue
Coronado, CA 92118




González Architects
Hospitality

Mechanical/Electrical/Plumbing Engineer
tk1sc Collaborative
4755 Eastgate Mall, Suite 150
San Diego, CA 92121
858.362.6800



Registration Seal C-32509	Address 14 NE 1st Avenue, Suite 50 Miami, FL 3313 T +1 (305) 455 421
------------------------------	---

Issued/Revised		
No	Date	Description
	09-17-21	Permit Set
	01-05-22	Owner Revisions

Drawing Title

Members Area

Finish Legend

Scale	As Noted
-------	----------

Date 09-17-202

Drawn By _____

Project No. 1902

Drawing No.

A6.02

LIGHTING LEGEND								
LIGHTING (LT-X, LTG-XX)								
NOTES: • REFER TO PLANS & ELEVATIONS FOR LOCATIONS, TYP. • GENERAL CONTRACTOR TO PROVIDE / VERIFY ALL QUANTITIES, TYP.								
OWNER SUPPLIED: CONTRACTOR INSTALLED OFCI	CONTRACTOR SUPPLIED: CONTRACTOR INSTALLED CFCI	DESCRIPTION	QUANTITY	LOCATION	SUPPLIER / MANUFACTURER / CONTACT	PRODUCT NAME / PRODUCT NUMBER/ FINISH / DIMENSIONS	REMARKS	
LT-200		Recessed 4" LED down light	34	Members Area	Elco Lighting / www.elcolighting.com/ 323-231-2600	Product name: 4" Direct Wire Round Recessed Down Light /Housing Product number: E4LE1 / Trim Product Number:ERT415CT5W / 3000K/ Finish: White	Refer to Plans & Details for additional information. All Architectural lighting specifications shall be confirmed with ownership's lighting consultant prior to purchasing.	
LT-201		Wet rated Recessed 4" LED down light	16	Members Area Showers	Elco Lighting / www.elcolighting.com/ 323-231-2600	Product name: 4" Direct Wire Round Recessed Down Light- Wet Rated /Housing Product number: E4LE1 / Trim Product Number:ERT415CT5W / 3000K/ Finish: White	Refer to Plans & Details for additional information. All Architectural lighting specifications shall be confirmed with ownership's lighting consultant prior to purchasing.	
LT-202		Surface Mounted LED downlight	4	Steam Room	Kerlin Lighting /Contact: Costumer Service; 313-259-6400; / (W) www.kirinlighting.com	Product name: Latitudes 6" Sauna and Steam Room Light/ Product number: LRR-06013 / Finish: White / Dims: 7 1/8" Ø	Refer to Plans & Details for additional information. All Architectural lighting specifications shall be confirmed with ownership's lighting consultant prior to purchasing.	
LT-203		Surface mount	4	Storage Room	Lithonia Lighting / (W) www.lithonia.acuitybrands.com/en	Product name: Square-basket LED Wraparound/ Product number: SBL4 3000LM 80CRI 3000K-MIN10 521 MVOLT/ Finish: White/ Dimensions: 8-58" W x 48" L x 2-5/8" D/	Refer to Plans for additional information. All Architectural lighting specifications shall be confirmed with ownership's lighting consultant prior to purchasing.	
LT-204		Exit Sign	8	Members Areas	Lithonia Lighting / (W) www.lithonia.acuitybrands.com/en	Product name: Edge Lit Recessed Mount Exit Sign/ Product number: EDGR-(blank)-1-GMR-EL / 13" W x 1-3/4"D x 8" H / Color: Green on mirror	Refer to Plans for additional information. All Architectural lighting specifications shall be confirmed with ownership's lighting consultant prior to purchasing.	
LTG-3450		Flushmount	15	Members Area	RSA Lights / Circa Lighting / Contact: John Benson; (E) john@rsalights.com / (M) 770-920-5324	Product Name: Dot 16 Flush Mount / Product Number: PB 4003NB / LED 2700K / Finish: Brass / Dimensions: 16.5" Ø x 2.75" OAH; 6" Canopy	Refer to FF&E specifications for additional information	
LTG-3451		Wallsconce	11	Members Area - Men's & Women's Restroom	Mitzi / J. Source Hospitality / Contact: Jason Schleich; (E) jason@sourcehospitality.com; (M) 786-554-5426 / (W) www.munnworks.com	Product Name: Ariel / Product Number: H326101-AGB / 60 Watt LED 2700K 120V; Damp Rated; Title 24 / Finish: Aged Brass / Dimensions: 5.5" Ø x 20.25" H	Refer to FF&E specifications for additional information	
LTG-3452		Flushmount	2	Members Area - Men's & Women's Wet Area	J Source Hospitality / Troy Lighting /Jason Schleich; Email: jason@jsourcehospitality.com; Tel: (786) 554-5426 / www.hudsonvalleylighting.com	Product name: Bennington / Product number: C1350FBZ / 15"dia x 7"H/ Finish: Forged Bronze/ Socket type: E26 Medium Base	Refer to FF&E specifications for additional information	
LTG-3453		Wallsconce	4	Members Area - Corridor	Infinity Architectural Lighting / RBW Lighting / Contact: Mads G. Schmidt; (E) mads@infinityal.com / (M) 954-909-2096	Product name: Chip Wall Sconce / Product number: CHP-WH-30-120_TR_LINE-IP65 / 3" W x 2"D x 15" H / Finish: Frosted Glass / 110-120V Input TRIAC 10% Dimming	Refer to FF&E specifications for additional information	
MR-3700		Electric Vanity Mirror	1	Members Area - Corridor	NYA Hospitality / Electric Mirror / Contact: Bobby Gopal; (E) bobby@nyahospitality.com / (M) 305-775-6281	Product name: Radiance Lighted Mirror / 46.75"W x 2"D x 42.75"H / Finish: Brass Bright / LED Lamping - 50,000 hour lamp life: 3,000 Kelvin; 90+ CRI; Hardwired: 20/277 VAC, 42W; Meets UL/cUL standards	Refer to FF&E specifications for additional information	
MR-3701		Electric Vanity Mirror	2	Members Area - Corridor	NYA Hospitality / Electric Mirror / Contact: Bobby Gopal; (E) bobby@nyahospitality.com / (M) 305-775-6281	Product name: Radiance Lighted Mirror / 34.75"W x 2"D x 34.75"H / Finish: Brass Bright / LED Lamping - 50,000 hour lamp life: 3,000 Kelvin; 90+ CRI; Hardwired: 20/277 VAC, 42W; Meets UL/cUL standards	Refer to FF&E specifications for additional information	
1 Members Area Lighting Legend Not to Scale								
PLUMBING FIXTURES								
PLUMBING (PF-XX)								
OWNER SUPPLIED: CONTRACTOR INSTALLED OFCI	CONTRACTOR SUPPLIED: CONTRACTOR INSTALLED CFCI	DESCRIPTION	LOCATION	SUPPLIER / MANUFACTURER / CONTACT	PRODUCT NAME / PRODUCT NUMBER/ FINISH / DIMENSIONS	MAX. FLOW RATE PER CALIFORNIA GREEN BUILDING CODE 4.303.1	FIXTURE MAX. FLOW RATE	REMARKS
	PF-100	Toilet	Men's and Women's Locker Rooms	Ferguson / Kohler / Nick Pierson; Email: nick.pierson@ferguson.com; Tel: 909-613-1057/ www.us.kohler.com/us/	Product Name: Kingston / Product Number: K-4325 / Finish: White/ 26-1/2" L x 13-1/4"H x 16-1/2"W	1.28 GALLONS / FLUSH	1.28 GALLONS / FLUSH	Refer to plans & details for mounting locations.
	PF-100A	Toilet Seat	Men's and Women's Locker Rooms	Ferguson / Kohler / Nick Pierson; Email: nick.pierson@ferguson.com; Tel: 909-613-1057/ www.us.kohler.com/us/	Product Name: Stronghold Quiet-Close Commercial Elongated Toilet Seat / Product Number: K-4731-GC / Finish: White/ 18-3/4" L x 14-1/4"W			
	PF-100B	Toilet Flushometer	Men's and Women's Locker Rooms	Zurn Industries LLC / Tel: 855.663.9876 / www.zurn.com	Product Name: AquaSense Toilet Flush Valve/ Product Number:ZTR6200-EV/ Finish: Polished Chrome	1.28 GALLONS / FLUSH	1.1 GALLONS / FLUSH	Refer to plans & details for mounting locations. Battery Powered
	PF-101	Urinal	Men's and Women's Locker Rooms	Carr Company /Toto USA / Robin Frank; Email: rfrank@carrcompany.com; Tel: 561-504-0535/ www.toto.com	Product Name: Washout Urinal/ Product Number: UT105UVG / Finish: #01 Cotton / 12-1/4" W x 14-1/4" D x 21-3/4" H	0.125 GPF	0.125 GPF	Refer to plans & details for mounting locations.
	PF-101A	Urinal Flushometer	Men's and Women's Locker Rooms	Zurn Industries LLC / Tel: 855.663.9876 / www.zurn.com	Product Name: AquaSense Toilet Flush Valve/ Product Number:ZTR6203-ULF-LL/ Finish: Polished Chrome	1/8th (0.125) GALLONS/ FLUSH	1/8th (0.125) GALLONS/ FLUSH	Refer to plans & details for mounting locations. Battery Powered
	PF-102	Under-mount Lavatory	Men's and Women's Locker Rooms	Ferguson / Kohler / Nick Pierson; Email: nick.pierson@ferguson.com; Tel: 909-613-1057/ www.us.kohler.com/us/	Product Name: Verticyl Under-mount Bathroom Sink / Product Number: K-2882 / Finish: White / 19-13/16" L x 6-3/4" H x 15-5/8" W			
	PF-102A	P-Trap	Men's and Women's Locker Rooms	Ferguson / Kohler / Nick Pierson; Email: nick.pierson@ferguson.com; Tel: 909-613-1057/ www.us.kohler.com/us/	Product Name: P-Trap / Product Number: K-9018-CP / Finish: Polished Chrome / 15" L x 5"H			
	PF-103	Lavatory Faucet	Men's and Women's Locker Rooms	Ferguson / Kohler / Nick Pierson; Email: nick.pierson@ferguson.com; Tel: 909-613-1057/ www.us.kohler.com/us/	Product Name: Single-Hole Touchless Bathroom Sink Faucet / Product Number: K-7516 / Finish: Polished Chrome / 5-5/16" spout reach x 2-7/16" W x 5-7/16" H	0.5 GPM	0.5 GPM	Refer to plans & details for mounting locations. Battery Powered
	PF-104	Hi Low Water Fountain/ Water Bottle Filler	Men's and Women's Locker Rooms	Elkay / Tel: 630.574.8484/ www.elkay.com	Product Name: Elkay EZH20 Bottle Filling Station with Integral SwirlFlo Fountain, Non-Filtered, Non-Refrigerated / Product Number: EZWS-EDFPBM117K / Finish: Stainless Steel / 38 3/4" L x 19" W x 34 3/8" H			Refer to plans & details for mounting locations.
	PF-105	Valve Body and Cartridge Kit	Men's and Women's Locker Rooms	Ferguson / Kohler / Nick Pierson; Email: nick.pierson@ferguson.com; Tel: 909-613-1057/ www.us.kohler.com/us/	Product Name: Rite-Valve Body and Cartridge Kit / Product Number: K-8304-KS Finish: N/A			
	PF-106	Shower Valve Trim	Men's and Women's Locker Rooms	Ferguson / Kohler / Nick Pierson; Email: nick.pierson@ferguson.com; Tel: 909-613-1057/ www.us.kohler.com/us/	Product Name: Purist Rite-Temp Shower Valve Trim/ Product Number: K-TLS14422-4 Finish: N/A			
	PF-107	Multi-function Showerhead	Men's and Women's Locker Rooms	Ferguson / Kohler / Nick Pierson; Email: nick.pierson@ferguson.com; Tel: 909-613-1057/ www.us.kohler.com/us/	Product Name: Purist Shower Head / Product Number: K-997-CP/ Finish: Polished Chrome / 5-1/2" Ø x 3-15/16"H	2 GPM	1.75 GPM	Refer to plans & details for mounting locations.
	PF-108	Shower Arm & Flange	Men's and Women's Locker Rooms	Ferguson / Kohler / Nick Pierson; Email: nick.pierson@ferguson.com; Tel: 909-613-1057/ www.us.kohler.com/us/	Product Name: MasterShower/ Product Number K-7397-CP/ Finish: Polished Chrome/ 7-1/2" L x 2-1/4" Ø			Refer to plans & details for mounting locations.
	PF-109	Hand Shower Kit	Men's and Women's Locker Rooms- Accessible Transfer Shower	Ferguson / Kohler / Nick Pierson; Email: nick.pierson@ferguson.com; Tel: 909-613-1057/ www.us.kohler.com/us/	Product Name: Purist Handshower Kit with Multifunction 3-Way Handshower / Product Number: K-22178-G-CP/ Finish: Polished Chrome / 28"H x 3-5/16"W	2 GPM	1.75 GPM	Refer to plans & details for mounting locations.
	PF-110	Transfer/Diverter Valve Trim	Men's and Women's Locker Rooms	Ferguson / Kohler / Nick Pierson; Email: nick.pierson@ferguson.com; Tel: 909-613-1057/ www.us.kohler.com/us/	Product Name: Purist Valve trim with lever handle/ Product Number: K-T14491-4-CP/ Finish: Polished Chrome / 6-1/64" L x 6 1/2" H x 6 1/2" W			Refer to plans & details for mounting locations.
	PF-111	Two or Three way Diverter Valve	Men's and Women's Locker Rooms	Ferguson / Kohler / Nick Pierson; Email: nick.pierson@ferguson.com; Tel: 909-613-1057/ www.us.kohler.com/us/	Product Name: Master Shower Two- Three way Diverter/ Product Number: K-737-K/ Finish: N/A			Refer to plans & details for mounting locations.
	PF-112	Tile-In Shower Drain	Showers/ Steamroom	Ferguson / Kohler / Nick Pierson; Email: nick.pierson@ferguson.com; Tel: 909-613-1057/ www.us.kohler.com/us/	Product Name: Clear Flo Tile-in Shower Drain/ Product Number: K-9136-CP/ Finish: Polished Chrome/ 6-1/2" Ø			
	PF-113	Floor Drain	Men's and Women's Locker Rooms	Zurn Industries LLC / Tel: 855.663.9876 / www.zurn.com	Product Name: Shallow Body Floor Drain w/ Side Outlet & Type B Strainer / Product Number: 2460B / Finish: Chrome Plated / 5" Dia			
2 Members Area Plumbing Legend Not to Scale								

PERMIT SET- ISSUED FOR CONSTRUCTION

HOTEL DEL CORONADO.

Fitness
Members Area
Renovation

1500 Orange Avenue
Coronado, CA 92118



González Architects
Hospitality

Mechanical/Electrical/Plumbing Engineer
K1sc Collaborative
4755 Eastgate Mall, Suite 150
San Diego, CA 92121
658.362.6800



Registration Seal
C-32509
Address
14 NE 1st Avenue, Suite 507
Miami, FL 33132
T +1 (305) 455 4216

Issued/Revised		
No.	Date	Description
09-17-21		Permit Set
01-05-22		Owner Revisions

Drawing Title

Members Area
Legends

Scale
Date
Drawn By
Project No.
Drawing No.

As Noted
09-17-2021
19022

A6.03

PLUMBING FIXTURES								
PLUMBING (PF-XX)								
OWNER SUPPLIED; CONTRACTOR INSTALLED OFCI	CONTRACTOR SUPPLIED; CONTRACTOR INSTALLED CFCI	DESCRIPTION	LOCATION	SUPPLIER / MANUFACTURER / CONTACT	PRODUCT NAME / PRODUCT NUMBER/ FINISH / DIMENSIONS	MAX. FLOW RATE PER CALIFORNIA GREEN BUILDING CODE 4.303.1	FIXTURE MAX. FLOW RATE	REMARKS
	PF-114	Hand Shower	Men's and Women's Locker Rooms	Ferguson / Kohler / Nick Pierson; Email: nick.pierson@ferguson.com; Tel: 909-613-1057/ www.us.kohler.com/us/	Product Name: Purist Multifunction 3-Way Handshower / Product Number: K-978-CP/ Finish: Polished Chrome / 11 11⁄16"H x 4 11⁄16"W	2 GPM	1.75 GPM	Refer to plans & details for mounting locations.
	PF-115	Shower Hose	Men's and Women's Locker Rooms	Ferguson / Kohler / Nick Pierson; Email: nick.pierson@ferguson.com; Tel: 909-613-1057/ www.us.kohler.com/us/	Product Name: Master Shower 60" Shower Hose / Product Number: K-9514-CP/ Finish: Polished Chrome / 60"L			
	PF-116	Wall Supply Elbow with Check Valve Bracket	Men's and Women's Locker Rooms	Ferguson / Kohler / Nick Pierson; Email: nick.pierson@ferguson.com; Tel: 909-613-1057/ www.us.kohler.com/us/	Product Name: Exhale Wall Supply Elbow with Check Valve Bracket / Product Number: K-98354-CP/ Finish: Polished Chrome			
	PF-117	Mop Sink Basin -Terrazzo 12" Depth	Men's Storage B.O.H.	Fiat Products / Tel: 1-800-442-1902 / www.fiatproducts.com	Product Name: Fiat, Terrazzo 12" Mop Service Basin / Product Number: TSB 100 / Finish: Terrazzo with Stainless Steel Cap / 24" x 24" x 12"			Include Optional Component from Fiat: MSG Stainless Steel Wall Gaurd - 2 panels for corner installation. To replace existing facet in existing location. Contractor to confirm compatibility with existing plumbing locations.
	PF-118	Service Sink Faucet	Men's Storage B.O.H.	Fiat Products / Tel: 1-800-442-1902 / www.fiatproducts.com	Product Name: Service Sink Faucet and Hose/ Bracket Combination / Product Number: 830AA and 832AA / Finish: Chrome Plated Faucet / 8" Centerset Faucet with 30" flexible hose			To replace existing facet in existing location. Contractor to confirm compatibility with existing plumbing locations.

1

Members Area Plumbing Legend

Not to Scale

BATHROOM ACCESSORIES								
BATH ACCESSORIES (BA-XX)								
OWNER SUPPLIED; CONTRACTOR INSTALLED OFCI	CONTRACTOR SUPPLIED; CONTRACTOR INSTALLED CFCI	DESCRIPTION	LOCATION	SUPPLIER / MANUFACTURER / CONTACT	PRODUCT NAME / PRODUCT NUMBER/ FINISH / DIMENSIONS			REMARKS
	BA-100	Soap Dispenser	Men's and Women's Locker Rooms	Toto / Email: custservice@toto.com; Tel: 888-295-8134 / www.totousa.com	Product Name: Sensor Operated Soap Dispenser / Product Number: TES100AA#CP / Finish: Polished Chrome / Dim: 1-7/16" W x 4-5/16" x H 5-3/16" D			Refer to plans & details for accessible mounting locations.
	BA-101	Surface Mounted Toilet Tissue Dispenser	Men's and Women's Locker Rooms	ArchSpec/ Bobrick Washroom Equipment, Inc. / Lynn Williamson; Email: lynn@archspecsales.com / Tel: 954-448-4620 / www.bobrick.com	Product Name: Surface Mounted Double Toilet Tissue Dispenser with Hoods/Waste Receptacle / Product Number: B-69997 / Dim: 12-3/8" W x 6 3/16" H x 4-3/4" D			Refer to plans & details for accessible mounting locations.
	BA-102	Surface Mounted Sanitary Napkin Disposal	Men's and Women's Locker Rooms	ArchSpec/ Bobrick Washroom Equipment, Inc. / Lynn Williamson; Email: lynn@archspecsales.com / Tel: 954-448-4620 / www.bobrick.com	Product Name: Surface Mounted Sanitary Napkin Disposal / Product Number: B-254 / Dim: 10-11/16" W x 15-1/8" H x 4-1/16" D			Refer to plans & details for accessible mounting locations.
	BA-103	Recessed Seat-Cover Dispenser	Men's and Women's Locker Rooms	ArchSpec/ Bobrick Washroom Equipment, Inc. / Lynn Williamson; Email: lynn@archspecsales.com / Tel: 954-448-4620 / www.bobrick.com	Product Name: Recessed Seat-Cover Dispenser / Product Number: B-3013 / Dim:17-9/16" W x 13-1/16" H x 9/16" D			Refer to plans & details for accessible mounting locations.
	BA-104	Robe Hook	Men's and Women's Locker Rooms	Ferguson / Kohler / Nick Pierson; Email: nick.pierson@ferguson.com; Tel: 909-613-1057/ www.us.kohler.com/us/	Product Name: Purist Robe Hook/Product Number: K-14443-CP /Finish: Polished Chrome/ 1-7/8"L x 1-3/8"H x 1-3/4" W			Refer to plans & details for accessible mounting locations.
	BA-105	L Shaped Transfer Shower Grab Bar	Men's Locker Rooms- ADA Shower	ArchSpec/ Bobrick Washroom Equipment, Inc. / Lynn Williamson; Email: lynn@archspecsales.com / Tel: 954-448-4620 / www.bobrick.com	Product Name: 1-1/2" Diameter L Shaped Grab Bar w/ Cover snaps / Product Number: B-6861 / Finish: Satin Finish			Refer to plans & details for accessible mounting locations.
	BA-106	36" Grab Bar	Men's and Women's Locker Rooms	Ferguson / Kohler / Nick Pierson; Email: nick.pierson@ferguson.com; Tel: 909-613-1057/ www.us.kohler.com/us/	Product Name: Purist 36" Grab Bar / Product Number: K-11895-S / Finish: Polished Stainless			Refer to plans & details for accessible mounting locations.
	BA-106A	24" Grab Bar	Women's Locker Rooms- ADA Shower	Ferguson / Kohler / Nick Pierson; Email: nick.pierson@ferguson.com; Tel: 909-613-1057/ www.us.kohler.com/us/	Product Name: Purist 24" Grab Bar / Product Number: K-11893-S / Finish: Polished Stainless			Refer to plans & details for accessible mounting locations.
	BA-107	42" Grab Bar	Men's and Women's Locker Rooms	Ferguson / Kohler / Nick Pierson; Email: nick.pierson@ferguson.com; Tel: 909-613-1057/ www.us.kohler.com/us/	Product Name: Purist 42" Grab Bar / Product Number: K-11896-S / Finish: Polished Stainless			Refer to plans & details for accessible mounting locations.
BA-108		Swimsuit Dryer	Men's and Women's Locker Rooms	Restroom Direct/ Extractor Corp / Customer Service / Tel: 800-409-3131 / www.restroomdirect.com	Product Name: Suitmate Swimsuit Water Extractor/ Dimensions: 20-3/8" L x 19-3/4" W x 19-3/8" H / Finish: 304-series stainless steel and durable black plastic / Voltage: 110-120V, 60 Hz, 8.6A / Motor: 1/3 Horsepower / Cycle Time: 8 Seconds / Capacity: 1 swimsuit			Refer to plans & details for accessible mounting locations.
BA-109		Vanity Mirror	Men's and Women's Locker Rooms	Munn Works / Lam Interiors Group / Contact: Enith Lam; Email: info@laminteriorsgroup.com Tel: 305-297-4527 / www.munnworks.com	Product Name: Latton Wall Mirror / Finish: Brass / Dimensions: 24" W x 42" H			Refer to plans & details for accessible mounting locations.
	BA-110	Paper Towel Dispenser	Men's and Women's Locker Rooms	ArchSpec/ Bobrick Washroom Equipment, Inc. / Lynn Williamson; Email: lynn@archspecsales.com / Tel: 954-448-4620 / www.bobrick.com	Product Name: Recessed Paper Towel Dispenser / Product Number: B-35903 / Finish: Satin-Finish Stainless Steel / Dim:138" W x 18-15/16" H x 3-5/8" D			Refer to plans & details for accessible mounting locations.
	BA-111	Folding Shower Seat- Accessible Transfer Shower	Men's and Women's Locker Rooms	ArchSpec/ Bobrick Washroom Equipment, Inc. / Lynn Williamson; Email: lynn@archspecsales.com / Tel: 954-448-4620 / www.bobrick.com	Product Name: Reversible Solid Phenolic Folding Shower Seat / Product Number: B-5181 / Finish: White / Dim:33" W x 31-1/4" H x 22- 5/16" D			Refer to plans & details for accessible mounting locations.
BA-112		Under Counter Trash Can	Men's and Women's Locker Rooms	Simple Human / Tel. 877-988-7770 customer.support@simplehuman.com	Product Name: Slim Open Can 50 L / Product Number: CW1467 / Finish: Brushed Stainless Steel / Dim: 10.7" W x 18.2"H x 27.4" D			Refer to plans & details for accessible mounting locations.
	BA-113	Shower Soap Basket	Men's and Women's Locker Rooms	Symmons Industries / www.Symmons.com	Product Name:Wall Mounted Soap Basket / Product Number: 0707-SB / Finish: Polished Chrome / Dim: 12" W x 3" H x 4-5/16" D			Refer to plans & details for accessible mounting locations.
	BA-114	Shower Soap Dispenser	Men's and Women's Locker Rooms	Per Ownership- to match dispensers used throughout the property	Per Ownership- to match dispensers used throughout the property			Refer to plans & details for accessible mounting locations.
	BA-115	36" Shower Rod	Men's Locker Rooms	ArchSpec/ Bobrick Washroom Equipment, Inc. / Lynn Williamson; Email: lynn@archspecsales.com / Tel: 954-448-4620 / www.bobrick.com	Product Name: Heavy Duty Shower Curtain Rod / Product Number: B-207 / Finish: Satin-Finish Stainless Steel / Dim:36" L x 1" Ø			Refer to plans & details for mounting locations.
BA-115A		Shower Curtain Long	Men's Locker Rooms	Valley Forge Fabrics/ Javier Contreras; Email: jcontreras@valleyforge.com; Tel: 954-971-1776 / www.valleyforge.com	Product Name: Spa Shower Curtain with Liner /" Split Rings: Qty 10, Finish: White / Pattern Name: Waffle Box / Color Name: White/ Width: 75" / Content: 100% Polyester / Flame Retling: Passes NFPA 701/ 72" W x 80" H ADA Baton / Product Name: Angela Rose; 48" ADA Handicap Fiberglass Baton w/ Clip Pair			Include accessible loop baton.
	BA-116	Folding Shower Bench Seat- Non Accessible Showers	Men's and Women's Locker Rooms	Teakworks4u / Customer Service / Tel: 866-674-8265 / www.teakworks4u.com	Product Name: 24" Teak Wall Mounted Fold Down Shower Bench / Model Number: TBF-24W / Finish: Teakwood / Dimensions: 24" L x 12 3⁄8" D			Refer to plans & details for mounting locations.
	BA-117	Sanitary Napkin Vendor	Men's and Women's Locker Rooms	Bradley /Customer Service/ Tel: 800-272-3539/ www.bradleycorp.com/	Product Name: Napkin- Tampon Vendor / Model Number: 4107-11 / Finish: Brushed Stainless Steel / Dimensions: 14 3⁄8" W x 28 3⁄8" H x 6 3⁄8" D			Refer to plans & details for accessible mounting locations.
	BA-118	Urinal Screen	Men's Locker Rooms	Melpar Corp / Email: FrankR@melpar.com / Tel: 516-333-2600 / www.melpar.com	Product Name: Wall Hung Urinal Screen / Finish: Stainless Steel - Standard #4 Satin Brushed/ Dim: 18" W x 42" H			Refer to plans & details for mounting locations.

2

Members Area Bathroom Accessories Legend

Not to Scale

HARDWARE LEGEND								
HARDWARE (HWR-XX)								
OWNER SUPPLIED; CONTRACTOR INSTALLED OFCI	CONTRACTOR SUPPLIED; CONTRACTOR INSTALLED CFCI	DESCRIPTION	LOCATION	SUPPLIER / MANUFACTURER / CONTACT	PRODUCT NAME / PRODUCT NUMBER/ FINISH / DIMENSIONS			REMARKS
	HWR-100	Millwork Pull	Men's and Women's Locker Rooms	Restoration Hardware Modern/ Tel: (800) 762-1005 / www.rhmodern.com	Product Name: Lambeth Smooth Pull / Product number:10002366 LBB/ Finish: Lacquered Burnished Brass / Dimensions: 18" Pull Overall: 18-1/2" W x 2" D x 5/8"H Mounting Hole Spacing: 18"			Refer to Plans & Details for additional information.

3

Members Area Hardware Legend

Not to Scale

HOTEL DEL CORONADO.

Fitness
Members Area
Renovation

1500 Orange Avenue
Coronado, CA 92118



González Architects
Hospitality

Mechanical/Electrical/Plumbing Engineer
K1sc Collaborative
4755 Eastgate Mall, Suite 150
San Diego, CA 92121
658.362.6800



Registration Seal
C-32509
Address
14 NE 1st Avenue, Suite 507
Miami, FL 33132
T +1 (305) 455 4216

Issued/Revised		
No.	Date	Description
	09-17-21	Permit Set
1	01-05-22	Owner Revisions

Drawing Title

Members Area
Legends

Scale
Date
Drawn By
Project No.
Drawing No.

As Noted
09-17-2021
19022

A6.04

PERMIT SET- ISSUED FOR CONSTRUCTION

Fitness
Members Area
Renovation

1500 Orange Avenue
Coronado, CA 92118



González Architects
Hospitality

Mechanical/Electrical/Plumbing Engineer
1k1sc Collaborative
4755 Eastgate Mall, Suite 150
San Diego, CA 92121
618.362.6800



Registration Seal
C-32509
Address
14 NE 1st Avenue, Suite 507
Miami, FL 33132
T +1 (305) 455 4216

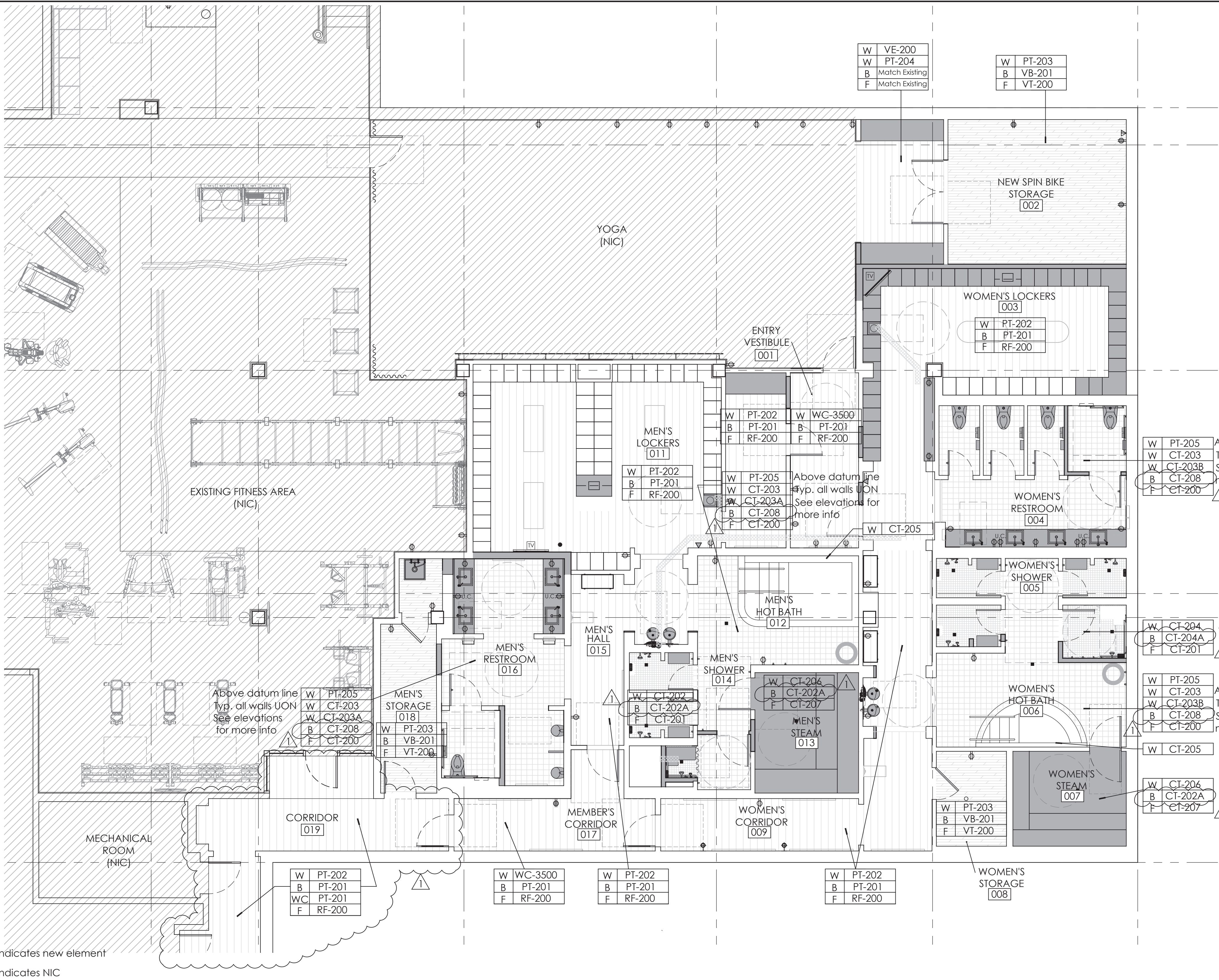
Issued/Revised		
No.	Date	Description
1	09-17-21	Permit Set
2	01-05-22	Owner Revisions

Drawing Title

Members Area Floor
Finish Plan

Scale	As Noted
Date	09-17-2021
Drawn By	
Project No.	19022
Drawing No.	

ID1.01



1 Proposed Finish Floor Plan

Scale: 3/16" = 1' - 0"

- GC to coordinate all work with management and building engineering so as to minimize disruption of daily operations.
- GC to familiarize him/herself with field conditions prior to commencement of work and notify Architect in writing of any discrepancies or unforeseen conditions prior to commencement of work.
- All dimensions to be field verified, prior to construction, notify Architect in writing of any discrepancies discovered in field.
- Required demolition and repair of areas that are necessary to provide the finished work, but not specifically or implicitly indicated in the plans, are the responsibility of the Contractor.
- All existing structural elements to remain and be protected during demolition and construction.
- Any discrepancy between Architectural drawings and Consultant drawings (i.e. Interiors etc.) is to be immediately brought to the attention of the Architect in writing prior to the continuation of work.

2 General Notes

N.T.S

- Maintain integrity of all existing fire rated partitions and door assemblies indicated to remain. Restore fireproofing as required to maintain integrity of ratings. Any disturbance to existing fire rated assemblies shall be repaired immediately and current fire rated assemblies must be maintained throughout demolition and construction. SEAL ALL PENETRATIONS WITH AN APPROVED FIRE RATED ASSEMBLY. Notify Architect in writing of any deficient conditions encountered prior to placement of fireproofing.
- Provide 14 Ga. galvanized steel backing plates at all wall mounted accessories, fixtures, etc.
- All existing accessible clearances and additional accessibility requirements throughout to be maintained. All new furniture, millwork, and floor transitions to comply with current accessibility codes.
- Existing fire alarm sprinkler and life safety components to remain undisturbed and operational for the duration of demolition and construction. Any items removed as required to facilitate work to be performed shall be promptly reinstalled in new or existing locations, to face of new construction as required in order to maintain code

- required coverage.
- Any modifications to the life safety systems shall be performed as a design build system by a qualified contractor. Design build contractor shall assume the responsibility of preparing all documents needed to obtain all required permits while meeting all applicable codes.
- All finishes, doors, windows, trim, millwork, and moldings that are existing to remain shall be protected during demolition and construction unless otherwise indicated. Repair as required.
- Removal and disposal/ reuse of existing case goods, upholstered furniture, and other miscellaneous items, as indicated in documents, shall be coordinated with ownership and management.
- See ID drawings for all furniture specifications.
- Existing electrical outlets, switches, phone, and data to remain throughout, unless otherwise indicated. Protect during demolition and construction. When electrical devices are installed in partitions or ceilings to be removed, the electrical contractor shall disconnect them up to the next outlet to remain or back to the panel board.

- If existing to remain outlets are fed through demolished partitions or ceilings, the circuit shall be rearranged to maintain circuit continuity. Wire shall be removed back to the source from inaccessible raceways not re-used. Install blank plates on flush outlets not re-used. Plate color shall match adjacent surface near as possible in finished areas. Final finish to be consulted with the Architect.
- All surfaces scheduled to receive paint shall be brought to a level 5 finish.
- All gypsum board (walls and ceilings) in bathroom to be M.R. gypsum board.
- Provide P.T. blocking / backing for all wall mounted artwork.

PERMIT SET- ISSUED FOR CONSTRUCTION

Fitness
Members Area
Renovation

1500 Orange Avenue
Coronado, CA 92118



González Architects
Hospitality

Mechanical/Electrical/Plumbing Engineer
K1sc Collaborative
4755 Eastgate Mall, Suite 150
San Diego, CA 92121
658.362.6800



Registration Seal
C-32509
Address
14 NE 1st Avenue, Suite 507
Miami, FL 33132
T +1 (305) 455-4216

Issued/Revised		
No.	Date	Description
09-17-21	Permit Set	

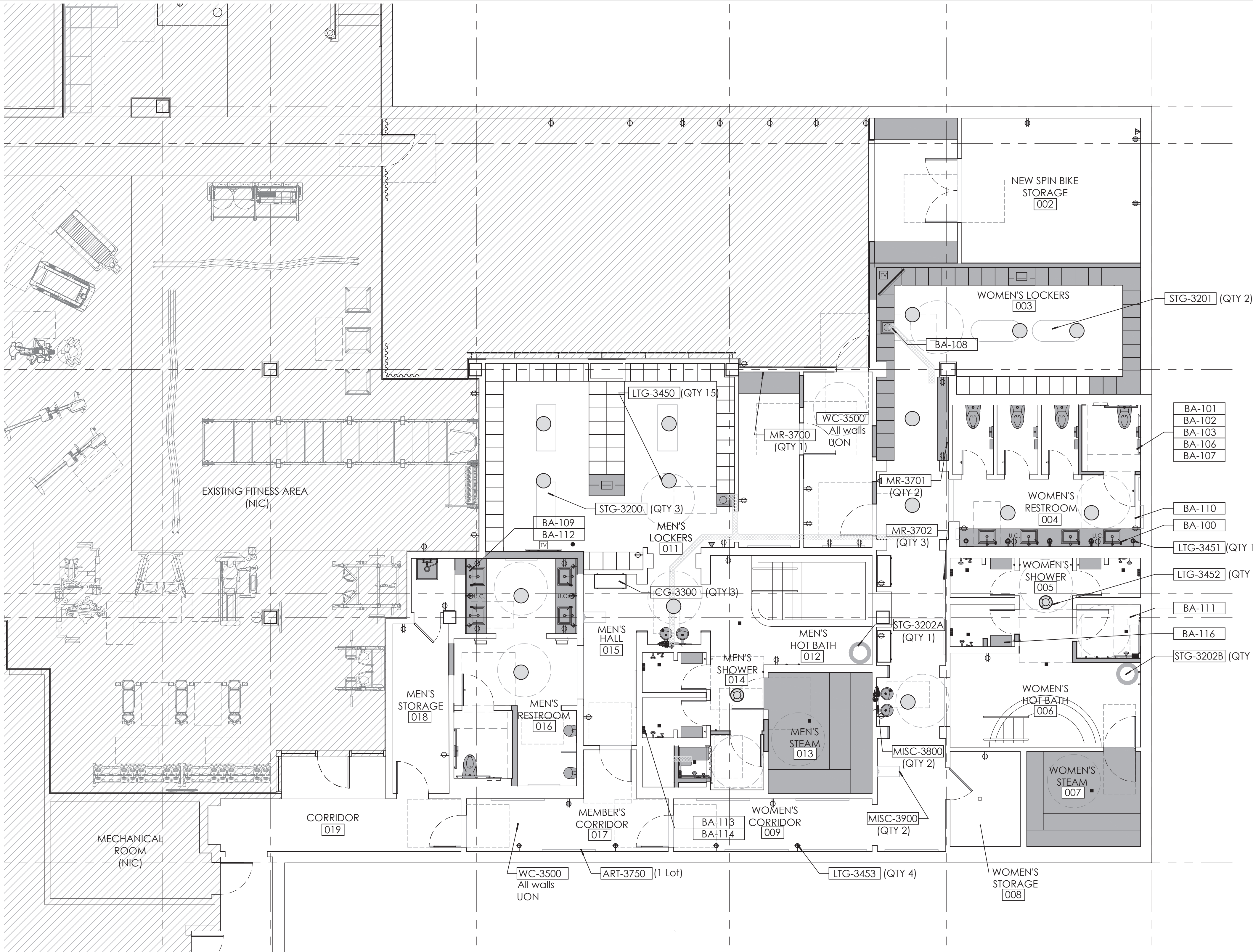
Drawing Title

Members Area
Furniture Plan

Scale
Date
Drawn By
Project No.
Drawing No.

As Noted
09-17-2021
19022

ID1.02



*Bath Accessories shown for reference only. See Architectural Plans & Interior Elevations for more information (A2.03, A2.04, A3.04 & A3.08)

PERMIT SET- ISSUED FOR CONSTRUCTION

1 Proposed Furniture Floor Plan

Scale: 3/16" = 1' - 0"

- GC to coordinate all work with management and building engineering so as to minimize disruption of daily operations.
- GC to familiarize him/herself with field conditions prior to commencement of work and notify Architect in writing of any discrepancies or unforeseen conditions prior to commencement of work.
- All dimensions to be field verified, prior to construction, notify Architect in writing of any discrepancies discovered in field.
- Required demolition and repair of areas that are necessary to provide the finished work, but not specifically or implicitly indicated in the plans, are the responsibility of the Contractor.
- All existing structural elements to remain and be protected during demolition and construction.
- Any discrepancy between Architectural drawings and Consultant drawings (i.e. Interiors etc.) is to be immediately brought to the attention of the Architect in writing prior to the continuation of work.

2 General Notes

N.T.S

- Maintain integrity of all existing fire rated partitions and door assemblies indicated to remain. Restore fireproofing as required to maintain integrity of ratings. Any disturbance to existing fire rated assemblies shall be repaired immediately and current fire rated assemblies must be maintained throughout demolition and construction. SEAL ALL PENETRATIONS WITH AN APPROVED FIRE RATED ASSEMBLY. Notify Architect in writing of any deficient conditions encountered prior to placement of fireproofing.
- Provide 14 Ga. galvanized steel backing plates at all wall mounted accessories, fixtures, etc.
- All existing accessible clearances and additional accessibility requirements throughout to be maintained. All new furniture, millwork, and floor transitions to comply with current accessibility codes.
- Existing fire alarm sprinkler and life safety components to remain undisturbed and operational for the duration of demolition and construction. Any items removed as required to facilitate work to be performed shall be promptly reinstalled in new or existing locations, to face of new construction as required in order to maintain code

- required coverage.
- Any modifications to the life safety systems shall be performed as a design build system by a qualified contractor. Design build contractor shall assume the responsibility of preparing all documents needed to obtain all required permits while meeting all applicable codes.
- All finishes, doors, windows, trim, millwork, and moldings that are existing to remain shall be protected during demolition and construction unless otherwise indicated. Repair as required.
- Removal and disposal/ reuse of existing case goods, upholstered furniture, and other miscellaneous items, as indicated in documents, shall be coordinated with ownership and management.
- See ID drawings for all furniture specifications.
- Existing electrical outlets, switches, phone, and data to remain throughout, unless otherwise indicated. Protect during demolition and construction. When electrical devices are installed in partitions or ceilings to be removed, the electrical contractor shall disconnect them up to the next outlet to remain or back to the panel board.

- If existing to remain outlets are fed through demolished partitions or ceilings, the circuit shall be rearranged to maintain circuit continuity. Wire shall be removed back to the source from inaccessible raceways not re-used. Install blank plates on flush outlets not re-used. Plate color shall match adjacent surface near as possible in finished areas. Final finish to be consulted with the Architect.
- All surfaces scheduled to receive paint shall be brought to a level 5 finish.
- All gypsum board (walls and ceilings) in bathroom to be M.R. gypsum board.
- Provide P.T. blocking / backing for all wall mounted artwork.